



**Format of holding of specified securities**

Annexure - I


1. Name of Listed Entity: EMAMI LTD (CIN:L63993WB1983PLC036030)
2. Scrip Code 531162 Name of Scrip EMAMILTD,- Class of Security Equity
3. Share Holding Pattern Filed under : Reg. 31(1)(a)/Reg. 31(1)(b)/Reg. 31(1)(c )
  - a. If under 31 (1)(b) then indicate the report for Quarter ending: 31/12/2018
  - b. If under 31(1)(c ) then indicate date of allotment/extinguishment

4. **Declaration** : The Listed entity is required to submit the following declaration to the extent of submission of information:-

	<b>Particulars</b>	<b>Yes*</b>	<b>No*</b>
1	Whether the Listed Entity has issued any partly paid up shares?		No
2	Whether the Listed Entity has issued any Convertible Securities or Warrants?		No
3	Whether the Listed Entity has any shares against which depository receipts are issued?		No
4	Whether the Listed Entity has any shares in Locked-in?		No
5	Whether any shares held by promoters are pledge or otherwise encumbered?	Yes	


\* If the Listed Entity selects the option 'No' for the questions above, the column for the partly paid up shares, Outstanding Convertible Securities/Warrants, depository receipts, locked-in shares, No of shares pledged or otherwise encumbered by promoters, as applicable, shall not be displayed at the time of dissemination on the Stock Exchange website. Also wherever there is 'No' declared by Listed Entity in above table the values will be considered as 'Zero' by default on submission of the format of holding of specified securities.


5. The tabular format for disclosure of holding of specified securities is as follows:-


																		
EMAMI LTD																		
Table I - Summary Statement holding of specified securities as on 31/12/2018																		
Category (I)	Category of shareholder (II)	Nos. of shareholders (III)	No. of fully paid up equity shares held (IV)	No. of Partly paid-up equity shares held (V)	No. of shares underlying Depository Receipts (VI)	Total nos. shares held (VII)=(IV)+(V)+(VI)	Shareholding as a % of total no. of shares (calculated as per SCRR, 1957) As a % of (A+B+C2) (VIII)	Number of Voting Rights held in each class of securities (IX)				No of shares Underlying outstanding convertible securities (including Warrants) (X)	Shareholding as a % assuming full conversion of convertible securities (as a percentage of diluted share capital) (XI)=(VII)+(X) As a % of (A+B+C2)	Number of Locked in shares (XII)		Number of shares pledged or otherwise encumbered (XIII)		Number of equity shares held in dematerialized form (XIV)
								No of Voting Rights			Total as a % of (A+B+C)			No. (a)	As a % of total shares held (b)	No. (a)	As a % of total shares held (b)	
								Class eg:x	Class eg:y	Total								
(A)	Promoter & Promoter group	78	330193412	0	0	330193412	72.7402	330193412	0	330193412	72.7402	0	72.7402	0	0.0000	157111260	47.5816	330193412
(B)	Public	66368	123741826	0	0	123741826	27.2598	123741826	0	123741826	27.2598	0	27.2598	0	0.0000	NA		122371995
(C)	Non Promoter - Non Public															NA		
(C1)	Shares underlying DRs						NA									NA		
(C2)	Shares held by Employee Trusts															NA		
	Total	66446	453935238	0	0	453935238	100.0000	453935238	0	453935238	100.0000	0	100.0000	0				452565407

EMAMI LTD																		
Table II - Statement Showing shareholding pattern of the Promoter and Promoter Group as on 31/12/2018																		
(1)	Category & Name of the Shareholders (I)	PAN (II)	Nos. of shareholders (III)	No. of fully paid up equity shares held (IV)	Partly paid-up equity shares held (V)	Nos. of shares underlying Depository Receipts (VI)	Total nos. shares held (VII)=(IV)+(V)+(VI)	Shareholding % calculated as per SCRR, 1957) As a % of (A+B+C2) (VIII)	Number of Voting Rights held in each class of securities (IX)			No of shares Underlying outstanding convertible securities (including Warrants) (X)	Shareholding as a % assuming full conversion of convertible securities (as a percentage of diluted share capital) (XI)=(VII)+(X) As a % of A+B+C2)	Number of Locked in shares (XII)		Number of shares pledged or otherwise encumbered (XIII)		Number of equity shares held in dematerialized form (XIV)
									No of Voting Rights					No. (a)	As a % of total shares held (b)	No. (a)	As a % of total shares held (b)	
									Class x	Class y	Total							
(a)	Individuals/Hindu undivided Family		63	40577644	0	0	40577644	8.9391	40577644	0	40577644	8.9391	0	0.0000	40000	0.0986	40577644	
	PRITI A SUREKA	ALBPS5796H	1	11609702	0	0	11609702	2.5576	11609702	0	11609702	2.5576	0	0.0000	0	0.0000	11609702	
	ROHIN RAJ SUREKA	BNGPS4898L	1	3500000	0	0	3500000	0.7710	3500000	0	3500000	0.7710	0	0.0000	0	0.0000	3500000	
	RAJKUMAR GOENKA	AEAPG9489H	1	1547964	0	0	1547964	0.3410	1547964	0	1547964	0.3410	0	0.0000	0	0.0000	1547964	
	AVISHI SUREKA	BNGPS4897F	1	1400000	0	0	1400000	0.3084	1400000	0	1400000	0.3084	0	0.0000	0	0.0000	1400000	
	SASWAT GOENKA	AMBPG6890P	1	1130000	0	0	1130000	0.2489	1130000	0	1130000	0.2489	0	0.0000	0	0.0000	1130000	
	VIBHASH VARDHAN AGARWAL	AKFPA9241E	1	1073478	0	0	1073478	0.2365	1073478	0	1073478	0.2365	0	0.0000	0	0.0000	1073478	
	VIHAN VARDHAN AGARWAL	AKBPA8756E	1	1072000	0	0	1072000	0.2362	1072000	0	1072000	0.2362	0	0.0000	0	0.0000	1072000	
	SACHIN GOENKA	AMFPG4536L	1	1069000	0	0	1069000	0.2355	1069000	0	1069000	0.2355	0	0.0000	0	0.0000	1069000	
	ADVAY GOENKA	BRJPG6146C	1	1004000	0	0	1004000	0.2212	1004000	0	1004000	0.2212	0	0.0000	0	0.0000	1004000	
	SAROJ GOENKA	ADXPJ1677K	1	965240	0	0	965240	0.2126	965240	0	965240	0.2126	0	0.0000	0	0.0000	965240	
	INDU GOENKA	ADSPG0472F	1	919700	0	0	919700	0.2026	919700	0	919700	0.2026	0	0.0000	0	0.0000	919700	
	RADHESHYAM GOENKA	AEGPG8285B	1	906276	0	0	906276	0.1996	906276	0	906276	0.1996	0	0.0000	0	0.0000	906276	
	USHA AGARWAL	ADAPA8046K	1	673096	0	0	673096	0.1483	673096	0	673096	0.1483	0	0.0000	0	0.0000	673096	
	ADITYA VARDHAN AGARWAL	ADAPA0465A	1	634668	0	0	634668	0.1398	634668	0	634668	0.1398	0	0.0000	0	0.0000	634668	
	SOBHNA AGARWAL	ADAPA3087G	1	630000	0	0	630000	0.1388	630000	0	630000	0.1388	0	0.0000	0	0.0000	630000	
	CHIKKY GOENKA	ALJPJ0989Q	1	611700	0	0	611700	0.1348	611700	0	611700	0.1348	0	0.0000	0	0.0000	611700	
	DEVARSH GOENKA	ARDPG3699M	1	607750	0	0	607750	0.1339	607750	0	607750	0.1339	0	0.0000	0	0.0000	607750	
	REYANSH GOENKA	BRIPG1989E	1	607750	0	0	607750	0.1339	607750	0	607750	0.1339	0	0.0000	0	0.0000	607750	
	DARSH GOENKA	BRIPG1947E	1	565000	0	0	565000	0.1245	565000	0	565000	0.1245	0	0.0000	0	0.0000	565000	
	MANAN GOENKA	ARDPG3700D	1	565000	0	0	565000	0.1245	565000	0	565000	0.1245	0	0.0000	0	0.0000	565000	
	SHRUTI GOENKA	AFJPA8046C	1	546130	0	0	546130	0.1203	546130	0	546130	0.1203	0	0.0000	0	0.0000	546130	
	NIMISHA GOENKA	AMBPG7011Q	1	494000	0	0	494000	0.1088	494000	0	494000	0.1088	0	0.0000	0	0.0000	494000	
	MANISH GOENKA	ADXPJ3598B	1	492196	0	0	492196	0.1084	492196	0	492196	0.1084	0	0.0000	0	0.0000	492196	
	JYOTI AGARWAL	ACIPA8264E	1	488000	0	0	488000	0.1075	488000	0	488000	0.1075	0	0.0000	0	0.0000	488000	
	SHREYA GOENKA	AMCPG8876A	1	480000	0	0	480000	0.1057	480000	0	480000	0.1057	0	0.0000	0	0.0000	480000	
	VIDHISHREE AGARWAL	AKBPA8760A	1	480000	0	0	480000	0.1057	480000	0	480000	0.1057	0	0.0000	0	0.0000	480000	
	VIDULA AGARWAL	AKFPA7339D	1	480000	0	0	480000	0.1057	480000	0	480000	0.1057	0	0.0000	0	0.0000	480000	
	JAYANT GOENKA	ADNPG4056G	1	464254	0	0	464254	0.1023	464254	0	464254	0.1023	0	0.0000	0	0.0000	464254	
	SANTOSH GOENKA	ADXPJ9550F	1	396240	0	0	396240	0.0873	396240	0	396240	0.0873	0	0.0000	0	0.0000	396240	
	RASHMI GOENKA	AAIPSS8951J	1	371400	0	0	371400	0.0818	371400	0	371400	0.0818	0	0.0000	0	0.0000	371400	
	SUSHIL KUMAR GOENKA	AHNPG1610Q	1	358500	0	0	358500	0.0790	358500	0	358500	0.0790	0	0.0000	0	0.0000	358500	
	SMRITI AGARWAL	ADKPG1215G	1	334000	0	0	334000	0.0736	334000	0	334000	0.0736	0	0.0000	40000	11.9760	334000	
	RACHANA GOENKA	AEVPC8358N	1	317700	0	0	317700	0.0700	317700	0	317700	0.0700	0	0.0000	0	0.0000	317700	
	RICHA AGARWAL	AABPG0814F	1	291722	0	0	291722	0.0643	291722	0	291722	0.0643	0	0.0000	0	0.0000	291722	
	RACHNA BAGARIA	ADFPB4486K	1	270000	0	0	270000	0.0595	270000	0	270000	0.0595	0	0.0000	0	0.0000	270000	
	MOHAN GOENKA	ADZPG7446G	1	261900	0	0	261900	0.0577	261900	0	261900	0.0577	0	0.0000	0	0.0000	261900	
	JYOTI GOENKA	AFDPK0960M	1	248776	0	0	248776	0.0548	248776	0	248776	0.0548	0	0.0000	0	0.0000	248776	
	REHA GOENKA	BAUPG5314A	1	240000	0	0	240000	0.0529	240000	0	240000	0.0529	0	0.0000	0	0.0000	240000	
	ADITYA VARDHAN AGARWAL	AAGHA1868J	1	204278	0	0	204278	0.0450	204278	0	204278	0.0450	0	0.0000	0	0.0000	204278	
	RADHESHYAM AGARWAL	AGBPA2227J	1	195000	0	0	195000	0.0430	195000	0	195000	0.0430	0	0.0000	0	0.0000	195000	
	PRASHANT GOENKA	ADVPG2530R	1	190000	0	0	190000	0.0419	190000	0	190000	0.0419	0	0.0000	0	0.0000	190000	
	SUSHIL KUMAR GOENKA	AALHS4323R	1	174000	0	0	174000	0.0383	174000	0	174000	0.0383	0	0.0000	0	0.0000	174000	
	MANISH GOENKA	AALHM9890H	1	174000	0	0	174000	0.0383	174000	0	174000	0.0383	0	0.0000	0	0.0000	174000	
	MOHAN GOENKA	AAEHM9069D	1	174000	0	0	174000	0.0383	174000	0	174000	0.0383	0	0.0000	0	0.0000	174000	
	HARSH VARDHAN AGARWAL	AADHH1150D	1	172000	0	0	172000	0.0379	172000	0	172000	0.0379	0	0.0000	0	0.0000	172000	
	PUJA GOENKA	AGLPG3997K	1	169398	0	0	169398	0.0373	169398	0	169398	0.0373	0	0.0000	0	0.0000	169398	
	MANSI AGARWAL	AAFPG2002B	1	150000	0	0	150000	0.0330	150000	0	150000	0.0330	0	0.0000	0	0.0000	150000	
	LAXMI DEVI BAJORIA	AJQPB2754F	1	143000	0	0	143000	0.0315	143000	0	143000	0.0315	0	0.0000	0	0.0000	143000	
	ASHISH GOENKA	AHAPG9553F	1	130000	0	0	130000	0.0286	130000	0	130000	0.0286	0	0.0000	0	0.0000	130000	
	HARSHA VARDHAN AGARWAL	ADBPA0877F	1	110266	0	0	110266	0.0243	110266	0	110266	0.0243	0	0.0000	0	0.0000	110266	

EMAMI LTD														Table II - Statement Showing shareholding pattern of the Promoter and Promoter Group as on 31/12/2018													
Category & Name of the Shareholders (I)	PAN (II)	Nos. of shareholders (III)	No. of fully paid up equity shares held (IV)	Partly paid-up equity shares held (V)	Nos. of shares underlying Depository Receipts (VI)	Total nos. shares held (VII)=(IV)+(V)+(VI)	Shareholding % calculated as per SCRR, 1957) As a % of (A+B+C2) (VIII)	Number of Voting Rights held in each class of securities (IX)			No of shares underlying outstanding convertible securities (including Warrants) (X)	Shareholding as a % assuming full conversion of convertible securities (as a percentage of diluted share capital) (XI)=(VII)+(X) As a % of A+B+C2)	Number of Locked in shares (XII)		Number of shares pledged or otherwise encumbered (XIII)		Number of equity shares held in dematerialized form (XIV)										
								No of Voting Rights					No. (a)	As a % of total shares held (b)	No. (a)	As a % of total shares held (b)											
								Class x	Class y	Total																	
PRASHANT GOENKA HUF	AAKHP4165P	1	74000	0	0	74000	0.0163	74000	0	74000	0.0163	0	0.0000	0	0.0000	74000											
JAYANT GOENKA	AAFHJ9962D	1	74000	0	0	74000	0.0163	74000	0	74000	0.0163	0	0.0000	0	0.0000	74000											
ASHISH GOENKA HUF	AAKHA0198M	1	74000	0	0	74000	0.0163	74000	0	74000	0.0163	0	0.0000	0	0.0000	74000											
MADAN LAL AGARWAL	ACYPA9058J	1	60000	0	0	60000	0.0132	60000	0	60000	0.0132	0	0.0000	0	0.0000	60000											
KUSUM AGARWAL	ACMPA5029R	1	37800	0	0	37800	0.0083	37800	0	37800	0.0083	0	0.0000	0	0.0000	37800											
PRADEEP AGARWAL	AFQPA5738Q	1	31150	0	0	31150	0.0069	31150	0	31150	0.0069	0	0.0000	0	0.0000	31150											
DIVYA AGARWAL	ABEPA2377B	1	26000	0	0	26000	0.0057	26000	0	26000	0.0057	0	0.0000	0	0.0000	26000											
SANGITA AGARWAL	ACZPA8234D	1	26000	0	0	26000	0.0057	26000	0	26000	0.0057	0	0.0000	0	0.0000	26000											
SHUBHAM AGARWAL	ASGPA7525G	1	24460	0	0	24460	0.0054	24460	0	24460	0.0054	0	0.0000	0	0.0000	24460											
ABHISHEK AGARWAL	ADHPA1442L	1	24000	0	0	24000	0.0053	24000	0	24000	0.0053	0	0.0000	0	0.0000	24000											
DHIRAJ AGARWAL	ACZPA8018P	1	16750	0	0	16750	0.0037	16750	0	16750	0.0037	0	0.0000	0	0.0000	16750											
VISHAL AGARWAL	ASGPA7513G	1	8200	0	0	8200	0.0018	8200	0	8200	0.0018	0	0.0000	0	0.0000	8200											
SUMANGAL AGARWAL	ASGPA7512H	1	8200	0	0	8200	0.0018	8200	0	8200	0.0018	0	0.0000	0	0.0000	8200											
(b) Central Government/State Government(s)																											
(c) Financial Institutions/Banks																											
(d) Any Other (specify)																											
Bodies Corporate		10	280254942	0	0	280254942	61.7390	280254942	0	280254942	61.7390	0	0.0000	152933560	54.5694	280254942											
DIWAKAR VINIYOG PRIVATE LIMITED	AABCD0860B	1	67544849	0	0	67544849	14.8798	67544849	0	67544849	14.8798	0	0.0000	44523780	65.9174	67544849											
SUNTRACK COMMERCE PRIVATE LIMITED	AAECS4157M	1	66273107	0	0	66273107	14.5997	66273107	0	66273107	14.5997	0	0.0000	34830280	52.5557	66273107											
BHANU VYAPAAR PRIVATE LIMITED	AABCB1334Q	1	55585902	0	0	55585902	12.2453	55585902	0	55585902	12.2453	0	0.0000	37138500	66.8128	55585902											
RAVIRAJ VINIYOG	AABCE8702H	1	27773584	0	0	27773584	6.1184	27773584	0	27773584	6.1184	0	0.0000	11826000	42.5800	27773584											
PRABHAKAR VINIYOG	AABCE8699P	1	26401492	0	0	26401492	5.8161	26401492	0	26401492	5.8161	0	0.0000	11283000	42.7362	26401492											
SURAJ VINIYOG PRIVATE LIMITED	AAHCS9799J	1	25915848	0	0	25915848	5.7092	25915848	0	25915848	5.7092	0	0.0000	9446000	36.4487	25915848											
TMT VINIYOGAN LIMITED	AAACT9455F	1	9733160	0	0	9733160	2.1442	9733160	0	9733160	2.1442	0	0.0000	3886000	39.9254	9733160											
EMAMI PAPER MILLS LTD	AABCG1428Q	1	933000	0	0	933000	0.2055	933000	0	933000	0.2055	0	0.0000	0	0.0000	933000											
EPL SECURITIES LTD	AAACE5518Q	1	84000	0	0	84000	0.0185	84000	0	84000	0.0185	0	0.0000	0	0.0000	84000											
EMAMI FRANK ROSS LIMITED	AAACF3726D	1	10000	0	0	10000	0.0022	10000	0	10000	0.0022	0	0.0000	0	0.0000	10000											
Sub Total		73	320832586	0	0	320832586	70.6781	320832586	0	320832586	70.6781	0	0.0000	152933560	47.6802	320832586											
(2) Foreign																											
(a) Individuals (Non-Resident Individuals)/Foreign Individuals		5	9360826	0	0	9360826	2.0622	9360826	0	9360826	2.0622	0	0.0000	4137700	44.2023	9360826											
AMITABH GOENKA	ADCPG1933D	1	7571496	0	0	7571496	1.6680	7571496	0	7571496	1.6680	0	0.0000	4137700	54.6484	7571496											
RITU GOENKA	ADEPR1789C	1	904930	0	0	904930	0.1994	904930	0	904930	0.1994	0	0.0000	0	0.0000	904930											
NIKUNJ GOENKA	BSHPG3771N	1	565000	0	0	565000	0.1245	565000	0	565000	0.1245	0	0.0000	0	0.0000	565000											
YOGESH GOENKA	ADXP3604J	1	245400	0	0	245400	0.0541	245400	0	245400	0.0541	0	0.0000	0	0.0000	245400											
AMITABH GOENKA	AAMHA3557Q	1	74000	0	0	74000	0.0163	74000	0	74000	0.0163	0	0.0000	0	0.0000	74000											
(b) Government																											
(c) Institutions																											
(d) Foreign Portfolio Investor																											
(e) Any Other (specify)																											
Sub Total		5	9360826	0	0	9360826	2.0622	9360826	0	9360826	2.0622	0	0.0000	4137700	44.2023	9360826											
Total Shareholding of Promoter and Promoter Group (A)=(A)(1)+(A)(2)		78	330193412	0	0	330193412	72.7402	330193412	0	330193412	72.7402	0	0.0000	157111260	47.5816	330193412											

																		
EMAMI LTD																		
Table III - Statement Showing shareholding pattern of the Public shareholder as on 31/12/2018																		
	Category & Name of the Shareholders (I)	PAN (II)	Nos. of shareholders (III)	No. of fully paid up equity shares held (IV)	Partly paid up equity shares held (V)	Nos. of shares underlying Depository Receipts (VI)	Total nos. shares held (VII)=(IV)+(V)+(VI)	Shareholding % calculated as per SCRR, 1957) As a % of (A+B+C2) (VIII)	Number of Voting Rights held in each class of securities (IX)			No of shares Underlying outstanding convertible securities (including Warrants) (X)	Shareholding as a % assuming full conversion of convertible securities (as a percentage of diluted share capital) (XI)=(VII)+(X) As a % of A+B+C2)	Number of Locked in shares (XII)		Number of shares pledged or otherwise encumbered (XIII)		Number of equity shares held in dematerialized form (XIV)
									No of Voting Rights					No. (Not applicable) (a)	As a % of total shares held (b)	No. (Not applicable) (a)	As a % of total shares held (b)	
									Class x	Class y	Total							
(1)	Institutions																	
(a)	Mutual Funds / UTI		15	33809555	0	0	33809555	7.4481	33809555	0	33809555	7.4481	0	0.0000	NA			33809555
	L AND T MUTUAL FUND TRUSTEE LIMITED - L AND T HYBRID EQUITY FUND	AAATC4460E	7	5833043	0	0	5833043	1.2850	5833043	0	5833043	1.2850	0	0.0000	NA			5833043
	UTI - CCF -INVESTMENT PLAN	AAATU1088L	11	5147322	0	0	5147322	1.1339	5147322	0	5147322	1.1339	0	0.0000	NA			5147322
	ADITYA BIRLA SUN LIFE TRUSTEE PRIVATE LIMITED A/C ADITYA BIRLA SUN LIFE EQUITY H	AAATB0102C	6	4658428	0	0	4658428	1.0262	4658428	0	4658428	1.0262	0	0.0000	NA			4658428
(b)	Venture Capital Funds																	
(c)	Alternate Investment Funds		3	696929	0	0	696929	0.1535	696929	0	696929	0.1535	0	0.0000	NA			696929
(d)	Foreign Venture Capital Investors																	
(e)	Foreign Portfolio Investors		149	48793186	0	0	48793186	10.7489	48793186	0	48793186	10.7489	0	0.0000	NA			48793186
(f)	Financial Institutions / Banks		5	347451	0	0	347451	0.0765	347451	0	347451	0.0765	0	0.0000	NA			347451
(g)	Insurance Companies																	
(h)	Provident Funds / Pension Funds																	
(i)	Any Other (specify)																	
	Foreign Institutional Investors		1	5246	0	0	5246	0.0012	5246	0	5246	0.0012	0	0.0000	NA			5246
	Sub Total		173	83652367	0	0	83652367	18.4283	83652367	0	83652367	18.4283	0	0.0000	NA			83652367
(2)	Central Government / State Government(s) / President of India		1	175966	0	0	175966	0.0388	175966	0	175966	0.0388	0	0.0000	NA			175966
(3)	Non-Institutions																	
(a)	Individuals-																	
	i. Individual shareholders holding nominal share capital upto Rs.2 lakhs		63246	18787238	0	0	18787238	4.1387	18787238	0	18787238	4.1387	0	0.0000	NA			17425639
	ii. Individual shareholders holding nominal share capital in excess of Rs.2 lakhs		1	280128	0	0	280128	0.0617	280128	0	280128	0.0617	0	0.0000	NA			280128
(b)	NBFCs registered with RBI		6	7053	0	0	7053	0.0016	7053	0	7053	0.0016	0	0.0000	NA			7053
(c)	Employee Trusts																	

																		
EMAMI LTD																		
Table III - Statement Showing shareholding pattern of the Public shareholder as on 31/12/2018																		
Category & Name of the Shareholders (I)	PAN (II)	Nos. of shareholders (III)	No. of fully paid up equity shares held (IV)	Partly paid up equity shares held (V)	Nos. of shares underlying Depository Receipts (VI)	Total nos. shares held (VII)=(IV)+(V)+(VI)	Shareholding % calculated as per SCRR, 1957) As a % of (A+B+C2) (VIII)	Number of Voting Rights held in each class of securities (IX)			No of shares Underlying outstanding convertible securities (including Warrants) (X)	Shareholding as a % assuming full conversion of convertible securities (as a percentage of diluted share capital) (XI)=(VII)+(X) As a % of A+B+C2)	Number of Locked in shares (XII)		Number of shares pledged or otherwise encumbered (XIII)		Number of equity shares held in dematerialized form (XIV)	
								No of Voting Rights					Total as a % of Total Voting rights	No. (a)	As a % of total shares held (b)	No. (Not applicable) (a)		As a % of total shares held (Not applicable) (b)
								Class x	Class y	Total								
(d) Overseas Depositories (holding DRs) (balancing figure)																		
(e) Any Other (specify)																		
Bodies Corporate		958	18808292	0	0	18808292	4.1434	18808292	0	18808292	4.1434	0	4.1434	0	0.0000	NA	18800396	
Avees Trading And Finance Private Limited	AA YFS5476N	4	9426741	0	0	9426741	2.0767	9426741	0	9426741	2.0767	0	2.0767	0	0.0000	NA	9426741	
Clearing Member		222	247264	0	0	247264	0.0545	247264	0	247264	0.0545	0	0.0545	0	0.0000	NA	247264	
Non Resident Individual		1750	1081259	0	0	1081259	0.2382	1081259	0	1081259	0.2382	0	0.2382	0	0.0000	NA	1080923	
Trusts		9	701759	0	0	701759	0.1546	701759	0	701759	0.1546	0	0.1546	0	0.0000	NA	701759	
Foreign National		2	500	0	0	500	0.0001	500	0	500	0.0001	0	0.0001	0	0.0000	NA	500	
Sub Total		66194	39913493	0	0	39913493	8.7928	39913493	0	39913493	8.7928	0	8.7928	0	0.0000	NA	38543662	
Total Public Shareholding (B)=(B)(1)+(B)(2)+(B)(3)		66368	123741826	0	0	123741826	27.2598	123741826	0	123741826	27.2598	0	27.2598	0	0.0000	NA	122371995	
Details of shares which unclaimed are given below along with details such as no. of shareholders, outstanding shares held in demat/unclaimed suspense account, voting rights are frozen, etc																		
No. of shareholders	229 (200 transferred to IEPF 29 in Unclaimed Suspense Account)																	
Outstanding shares held in demat/Unclaimed Suspense Account/ IEPF	189872 (Voting rights on shares are frozen)																	

																			
EMAMI LTD																			
Table Iv - Statement Showing shareholding pattern of the Non Promoter - Non Public shareholder as on 31/12/2018																			
	Category & Name of the Shareholders (I)	PAN (II)	No of shareholders (III)	No. of fully paid up equity shares held (IV)	Partly paid-up equity shares held (V)	Nos. of shares underlying Depository Receipts (VI)	Total nos. shares held (VII)=(IV)+(V)+(VI)	Shareholding % calculated as per SCRR, 1957) As a % of (A+B+C2) (VIII)	Number of Voting Rights held in each class of securities (IX)				No of shares Underlying convertible securities (including Warrants) (X)	Total Shareholding as a % assuming full conversion of convertible securities (as a percentage of diluted share capital) (XI)=(VII)+(X) As a % of A+B+C2)	Number of Locked in shares (XII)		Number of shares pledged or otherwise encumbered (XIII)		Number of equity shares held in dematerialized form (XIV)
									No of Voting Rights			Total as a % of Total Voting rights			No. (a)	As a % of total shares held (b)	No. (Not applicable) (a)	As a % of total shares held (b)	
									Class x	Class y	Total								
(1)	Custodian / DR Holder																		
(2)	Employee Benefit Trust (under SEBI (Share based Employee Benefit) Regulations, 2014)																		
	Total Non Promoter - Non Public Shareholding (C)=(C)(1)+(C)(2)		0	0	0	0	0	0.0000	0	0	0	0.0000	0	0.0000	0	0.0000	NA	NA	0