



S K AGRAWAL AND CO CHARTERED ACCOUNTANTS LLP

(FORMERLY S K AGRAWAL AND CO)
CHARTERED ACCOUNTANTS
LLPIN – AAV-2926
FRN- 306033E/E300272

SUITE NOS : 606-608
THE CHAMBERS, OPP. GITANJALI STADIUM
1865, RAJDANGA MAIN ROAD, KASBA
KOLKATA - 700 107
PHONE : 033-4008 9902 / 9903 / 9904 / 9905
Website : www.skagrawal.co.in
EMAIL : Info@skagrawal.co.in

INDEPENDENT AUDITOR'S REPORT

To the Members of **Brillare Science Limited**

Draft Report on the Audit of the Ind AS Financial Statements

Opinion

We have audited the financial statements of **Brillare Science Limited** ("the Company"), which comprises the Balance sheet as at 31st March 2025, and the Statement of Profit and Loss (Including Other Comprehensive Income), Cash Flow Statement and the Statement of changes in equity for the year then ended, and notes to the financial statements, including a summary of material accounting policies and other explanatory information for the year ended on that date (hereinafter referred to as "Ind AS financial statements").

In our opinion and to the best of our information and according to the explanations given to us, the aforesaid Ind AS financial statements give the information required by the Companies Act, 2013 ("the Act") in the manner so required and give a true and fair view in conformity with the accounting principles generally accepted in India, of the state of affairs of the Company as at March 31, 2025, and its loss (including other comprehensive income) and its cash flows and the changes in equity for the year ended on that date.

Basis for Opinion

We conducted our audit in accordance with the Standards on Auditing (SAs) specified under section 143(10) of the Act. Our responsibilities under those Standards are further described in the Auditor's Responsibilities for the Audit of the Financial Statements section of our report. We are independent of the Company in accordance with the Code of Ethics issued by the Institute of Chartered Accountants of India together with the ethical requirements that are relevant to our audit of the financial statements under the provisions of the Companies Act, 2013 and the Rules made thereunder, and we have fulfilled our other ethical responsibilities in accordance with these requirements and the Code of Ethics. We believe that the audit evidence we have obtained is sufficient and appropriate to provide a basis for our opinion on financial Statements.

Material Uncertainty Related to Going Concern

We draw attention to Note 38 of the financial statements, which highlights the going concern assumption adopted by the Company. The Company has incurred net loss of INR 1876.47 lakhs during the year ended March 31, 2025 (Previous year INR 1012.32 lakhs). This event or condition indicate that an uncertainty exists which may cast significant doubt on the Company's ability to continue as a going concern. As per the information and explanation given to us, the Holding Company will provide whenever required financial support to the Company and accordingly financials have been prepared on the going concern assumptions.

Our opinion is not modified in respect of this matter.


Information Other than the Financial Statements and Auditor's Report Thereon

The Company's Board of Directors is responsible for the preparation of the other information. The other information comprises the information included in the Board's Report including Annexures to Board's Report and Shareholder's Information but does not include the financial statements and our auditor's report thereon.

Our opinion on the financial statements does not cover the other information and we do not express any form of assurance conclusion thereon.

In connection with our audit of the financial statements, our responsibility is to read the other information identified above and, in doing so, consider whether the other information is materially inconsistent with the financial statements or our knowledge obtained in the audit or otherwise appears to be materially misstated.

If, based on the work we have performed, we conclude that there is a material misstatement of this other information, we are required to report that fact. We have nothing to report in this regard.



Responsibility of the Management for the Ind AS financial statements

The Company's Board of Directors is responsible for the matters stated in section 134(5) of the Act with respect to the preparation of these Ind AS financial statements that gives a true and fair view of the financial position, financial performance, changes in equity and cash flows of the Company in accordance with the accounting principles generally accepted in India, including the Indian Accounting Standards (Ind AS) prescribed under section 133 of the Act.

This responsibility also includes maintenance of adequate accounting records in accordance with the provisions of the Act for safeguarding the assets of the Company and for preventing and detecting frauds and other irregularities; selection and application of appropriate accounting policies; making judgments and estimates that are reasonable and prudent; and design, implementation and maintenance of adequate internal financial controls that were operating effectively for ensuring the accuracy and completeness of the accounting records, relevant to the preparation and presentation of the Ind AS financial statements that gives a true and fair view and are free from material misstatement, whether due to fraud or error

In preparing the financial statements, management is responsible for assessing the Company's ability to continue as a going concern, disclosing, as applicable, matters related to going concern and using the going concern basis of accounting unless management either intends to liquidate the Company or to cease operations, or has no realistic alternative but to do so.

The Board of Directors are also responsible for overseeing the company's financial reporting process.

Auditor's Responsibilities for the Audit of Ind AS Financial Statements


Our objectives are to obtain reasonable assurance about whether the Ind AS financial statements as a whole are free from material misstatement, whether due to fraud or error, and to issue an auditor's report that includes our opinion. Reasonable assurance is a high level of assurance but is not a guarantee that an audit conducted in accordance with SAs will always detect a material misstatement when it exists. Misstatements can arise from fraud or error and are considered material if, individually or in the aggregate, they could reasonably be expected to influence the economic decisions of users taken on the basis of these Ind AS financial statements.

As part of an audit in accordance with SAs, we exercise professional judgment and maintain professional skepticism throughout the audit. We also:

- Identify and assess the risks of material misstatement of the Ind AS financial statements, whether due to fraud or error, design and perform audit procedures responsive to those risks, and obtain audit evidence that is sufficient and appropriate to provide a basis for our opinion. The risk of not detecting a material misstatement resulting from fraud is higher than for one resulting from error, as fraud may involve collusion, forgery, intentional omissions, misrepresentations, or the override of internal control.
- Obtain an understanding of internal controls relevant to the audit in order to design audit procedures that are appropriate in the circumstances. Under section 143(3)(i) of the Companies Act, 2013 we are also responsible for expressing our opinion on whether the company has adequate internal financial control system in place and the operating effectiveness of such controls.
- Evaluate the appropriateness of accounting policies used and the reasonableness of accounting estimates and related disclosures made by management.
- Conclude on the appropriateness of management's use of the going concern basis of accounting and, based on the audit evidence obtained, whether a material uncertainty exists related to events or conditions that may cast significant doubt on the ability of the Company to continue as a going concern. If we conclude that a material uncertainty exists, we are required to draw attention in our auditor's report to the related disclosures in the Ind AS financial statements or, if such disclosures are inadequate, to modify our opinion. Our conclusions are based on the audit evidence obtained up to the date of our auditor's report. However, future events or conditions may cause the Company to cease to continue as a going concern.
- Evaluate the overall presentation, structure and content of the Ind AS financial statements, including the disclosures, and whether the Ind AS financial statements represent the underlying transactions and events in a manner that achieves fair presentation.

We communicate with those charged with governance regarding, among other matters, the planned scope and timing of the audit and significant audit findings, including any significant deficiencies in internal control that we identify during our audit.

We also provide those charged with governance with a statement that we have complied with relevant ethical requirements regarding independence, and to communicate with them all relationships and other matters that may reasonably be thought to bear on our independence, and where applicable, related safeguards.




Report on Other Legal and Regulatory Requirements

1. As required by Section 143(3) of the Act, we report that:

- a. We have sought and obtained all the information and explanations which to the best of our knowledge and belief were necessary for the purposes of our audit;
- b. In our opinion proper books of account as required by law have been kept by the Company so far as appears from our examination of those books;
- c. The Balance Sheet, the Statement of Profit and Loss including Other Comprehensive Income, the Statement of Changes in Equity and the Statements of Cash Flows dealt with by this report are in agreement with the books of account;
- d. In our opinion, the Balance sheet, the Statement of Profit and Loss including Other Comprehensive Income, the Statement of changes in Equity and the Statement of Cash flows comply with the Indian Accounting Standards (Ind AS) specified under section 133 of the Act;
- e. On the basis of the written representations received from the directors as on March 31, 2025 and taken on record by the Board of Directors, none of the directors is disqualified as on March 31, 2025, from being appointed as a director in terms of section 164 (2) of the Act;
- f. With respect to the adequacy of the internal financial controls over financial reporting of the Company and the operating effectiveness of such controls, refer to our separate Report in "Annexure A". Our report expresses an unmodified opinion on the adequacy and operating effectiveness of the Company's internal financial controls over financial reporting;
- g. With respect to the other matters to be included in the Auditor's Report in accordance with the requirements of section 197(16) of the Act, as amended:


In our opinion and to the best of our information and according to the explanations given to us, the remuneration paid by the Company to its directors during the year is in accordance with the provisions of section 197 of the Act read with Schedule V to the Act.

- h. With respect to the other matters to be included in the Auditor's Report in accordance with Rule 11 of the Companies (Audit and Auditors) Rules, 2014, in our opinion and to the best of our information and according to the explanations given to us:
 - i. The company does not have any pending litigations which would impact financial position.
 - ii. The Company did not have any long-term contracts including derivative contracts for which there were any material foreseeable losses;
 - iii. There were no amounts which were required to be transferred to the Investor Education and Protection Fund by the Company.
 - iv. a) The Management has represented that, to the best of its knowledge and belief, no funds (which are material either individually or in the aggregate) have been advanced or loaned or invested (either from borrowed funds or share premium or any other sources or kind of funds) by the Company to or in any other person or entity, including foreign entity ("Intermediaries"), with the understanding, whether recorded in writing or otherwise, that the Intermediary shall, whether, directly or indirectly lend or invest in other persons or entities identified in any manner whatsoever by or on behalf of the Company ("Ultimate Beneficiaries") or provide any guarantee, security or the like on behalf of the Ultimate Beneficiaries;



- b) The Management has represented, that, to the best of its knowledge and belief, no funds (which are material either individually or in the aggregate) have been received by the Company from any person or entity, including foreign entity ("Funding Parties"), with the understanding, whether recorded in writing or otherwise, that the Company shall, whether, directly or indirectly, lend or invest in other persons or entities identified in any manner whatsoever by or on behalf of the Funding Party ("Ultimate Beneficiaries") or provide any guarantee, security or the like on behalf of the Ultimate Beneficiaries.
- c) Based on the audit procedures that have been considered reasonable and appropriate in the circumstances, nothing has come to our notice that has caused us to believe that the representations under sub-clause (i) and (ii) of Rule 11(e), as provided under (a) and (b) above, contain any material misstatement.
- v. The Company has not declared and paid dividend during the year.
- vi. Based on our examination which included test checks, the Company has used accounting software for maintaining its books of account, which have a feature of recording audit trail (edit log) facility and the same has operated throughout the year for all relevant transactions recorded in the respective software. Further, during the course of our audit we did not come across any instance of audit trail feature being tampered with.
2. As required by the Companies (Auditor's Report) Order, 2020 ("the Order") issued by the Central Government of India in terms of sub-section (11) of Section 143 of the Act, we give in the "Annexure B" a statement on the matters specified in paragraphs 3 and 4 of the Order, to the extent applicable.


For S K AGRAWAL AND CO
CHARTERED ACCOUNTANTS LLP
Chartered Accountants
Firm Registration No.-306033E/E300272



Hemant Kumar Lakhota
(Partner)
Membership No. 068851

UDIN: 25068851BMIDRO9654

Place: Kolkata
Dated: 14th May, 2025



Annexure -A to the Independent Auditors' Report
Report on the Internal Financial Controls under Clause (i) of Sub-section 3 of Section 143 of the Companies Act, 2013 ("the Act")

We have audited the internal financial controls over financial reporting of **Brillare Science Limited** ("the Company") as of 31st March 2025 in conjunction with our audit of the Ind AS financial statements of the Company for the year ended on that date.

Management's Responsibility for Internal Financial Controls

The Company's management is responsible for establishing and maintaining internal financial controls based on the internal control over financial reporting criteria established by the Company considering the essential components of internal control stated in the Guidance Note on Audit of Internal Financial Controls over Financial Reporting issued by the Institute of Chartered Accountants of India ('ICAI'). These responsibilities include the design, implementation and maintenance of adequate internal financial controls that were operating effectively for ensuring the orderly and efficient conduct of its business, including adherence to company's policies, the safeguarding of its assets, the prevention and detection of frauds and errors, the accuracy and completeness of the accounting records, and the timely preparation of reliable financial information, as required under the Companies Act, 2013.

Auditors' Responsibility


Our responsibility is to express an opinion on the Company's internal financial controls over financial reporting based on our audit. We conducted our audit in accordance with the Guidance Note on Audit of Internal Financial Controls over Financial Reporting (the "Guidance Note") and the Standards on Auditing, issued by ICAI and deemed to be prescribed under section 143(10) of the Companies Act, 2013, to the extent applicable to an audit of internal financial controls, both applicable to an audit of Internal Financial Controls and, both issued by the Institute of Chartered Accountants of India. Those Standards and the Guidance Note require that we comply with ethical requirements and plan and perform the audit to obtain reasonable assurance about whether adequate internal financial controls over financial reporting was established and maintained and if such controls operated effectively in all material respects.

Our audit involves performing procedures to obtain audit evidence about the adequacy of the internal financial controls system over financial reporting and their operating effectiveness. Our audit of internal financial controls over financial reporting included obtaining an understanding of internal financial controls over financial reporting, assessing the risk that a material weakness exists, and testing and evaluating the design and operating effectiveness of internal control based on the assessed risk. The procedures selected depend on the auditor's judgment, including the assessment of the risks of material misstatement of the financial statements, whether due to fraud or error.

We believe that the audit evidence we have obtained is sufficient and appropriate to provide a basis for our audit opinion on the Company's internal financial controls system over financial reporting.

Meaning of Internal Financial Controls over Financial Reporting

A company's internal financial control over financial reporting is a process designed to provide reasonable assurance regarding the reliability of financial reporting and the preparation of financial statements for external purposes in accordance with generally accepted accounting principles. A company's internal financial control over financial reporting includes those policies and procedures that (1) pertain to the maintenance of records that, in reasonable detail, accurately and fairly reflect the transactions and dispositions of the assets of the company; (2) provide reasonable assurance that transactions are recorded as necessary to permit preparation of financial statements in accordance with generally accepted accounting principles, and that receipts and expenditures of the company are being made only in accordance with authorization of management and directors of the company; and (3) provide reasonable assurance regarding prevention or timely detection of unauthorized acquisition, use, or disposition of the company's assets that could have a material effect on the financial statements.



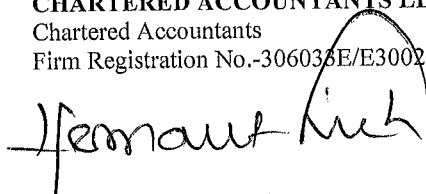
Inherent Limitations of Internal Financial Controls over Financial Reporting

Because of the inherent limitations of internal financial controls over financial reporting, including the possibility of collusion or improper management override of controls, material misstatements due to error or fraud may occur and not be detected. Also, projections of any evaluation of the internal financial controls over financial reporting to future periods are subject to the risk that the internal financial control over financial reporting may become inadequate because of changes in conditions, or that the degree of compliance with the policies or procedures may deteriorate.

Opinion

In our opinion, to the best of our information and according to the explanations given to us, the Company has, in all material respects, an adequate internal financial controls system over financial reporting and such internal financial controls over financial reporting were operating effectively as at 31 March 2025, based on the internal control over financial reporting criteria established by the Company considering the essential components of internal control stated in the Guidance Note on Audit of Internal Financial Controls Over Financial Reporting issued by the Institute of Chartered Accountants of India.

For **S K AGRAWAL AND CO**
CHARTERED ACCOUNTANTS LLP
Chartered Accountants
Firm Registration No.-306033E/E300272



Hemant Kumar Lakhota
(Partner)
Membership No. 068851

UDIN: 25068851BMIDRO9654

Place: Kolkata
Dated: 14th May, 2025




Annexure -B to the Independent Auditors' Report

The Annexure referred to in our Independent Auditor's Report to the members of **Brillare Science Limited** (the Company') on the Ind AS financial statements for the year ended on 31st March 2025. We report that:


- i. In respect of the Company's Property, Plant & Equipment:
 - (a) (A) The Company has maintained proper records showing full particulars, including quantitative details and situation of Property, Plant & Equipment.

(B) The Company has maintained proper records showing full particulars of Intangible Assets.
 - (b) The Company has a regular programme of physical verification of its Property, Plant & Equipment by which Property, Plant & Equipment are verified in a phased manner over a period of three years. In accordance with this programme, certain Property, Plant & Equipment were verified during the year and no material discrepancies were noticed on such verification. In our opinion, this periodicity of physical verification is reasonable having regard to the size of the Company and the nature of its assets.
 - (c) According to information and explanation given to us and on the basis of our examination of the records of the Company, the title deeds of immovable properties are held in the name of the Company.
 - (d) The Company has not revalued any of its Property, Plant and Equipment (including right-of-use assets) and intangible assets during the year.
 - (e) No proceedings have been initiated during the year or are pending against the Company as at March 31, 2025 for holding any benami property under the Benami Transactions (Prohibition) Act, 1988 (as amended in 2016) and rules made thereunder.
- ii.
 - (a) The inventories have been physically verified during the year by the management at regular intervals. In our opinion and according to the information and explanations given to us, the coverage and procedure of such verification is commensurate with the size of the Company and no material discrepancies were noticed on physical verification.
 - (b) The Company has been sanctioned working capital limits in excess of Rupees five Crores in aggregate from banks during the year on the basis of security of current assets of the Company. Based on the records examined by us in the normal course of audit of the financial statements, the monthly returns/statements filed by the Company with such banks are in agreement with the books of accounts of the Company.
- iii. The Company has not granted any loans, or advance in nature of loan, stood guarantee, or provided security to any other entity. Accordingly, paragraph 3(iii)(a)(A), 3(iii)(a)(B), 3(iii)(b), 3(iii)(c), 3(iii)(d), 3(iii)(e) and 3(iii)(f) of the Order is not applicable to the Company.
- iv. In our opinion and according to the information and explanations given to us, the Company has not given any loans, guarantees or security or made any investments to which provisions of sections 185 and 186 of the Companies Act, 2013 is applicable, and accordingly reporting under clause (iv) of the Order is not applicable.
- v. According to the information and explanations given to us, the Company has not accepted any deposits or amounts which are deemed to be deposits under the provisions of Sections 73 to Section 76 of the Companies Act, 2013 during the year. Hence, the provisions of Clause (v) of the Order are not applicable to the Company.
- vi. According to the information and explanation given to us, the Central Govt. of India has not specified the maintenance of cost records under sub section (1) of section 148 of the Act for the product of the company.
- vii. According to the information and explanations given to us in respect of statutory dues:
 - (a) The Company has generally been regular in depositing undisputed statutory dues, including Goods and Service Tax, Provident Fund, Employees' State Insurance, Income Tax, Service Tax, Sales Tax, Value Added Tax, duty of Custom, duty of Excise, Cess, and any other statutory dues with the appropriate authorities during the year. According to the information and explanations given to us, no undisputed amounts payable in respect of the aforesaid dues were outstanding as at 31st March, 2025 for a period



of more than six months from the date they became payable.


- (b) According to the information and explanations given to us, there are no dues of income tax, duty of customs and Goods and Service Tax which have not been deposited with the appropriate authorities on account of any dispute.
- viii. There were no transactions relating to previously unrecorded income that have been surrendered or disclosed as income during the year in the tax assessments under the Income Tax Act, 1961 (43 of 1961).
- ix. (a) According to information and explanations given by the management, we are of the opinion that the Company has not defaulted in the repayment of loans or borrowings or in the payment of interest thereon to any lender.
- (b) According to information and explanations given by the management, we are of the opinion that the Company has not been declared wilful defaulter by any bank or financial institution or other lender.
- (c) The Company has taken term loan during the year and it has been utilised as per the purpose.
- (d) On an overall examination of the financial statements of the Company, funds raised on short-term basis have, prima facie, not been used during the year for long-term purposes by the Company.
- (e) The Company does not have any loan from its subsidiaries, associates or joint ventures. Hence reporting under clause 3(ix)(e) and 3(ix)(f) is not applicable.
- x. (a) The Company has not raised moneys by way of initial public offer or further public offer (including debt instruments) or term loans and hence reporting under clause 3(x)(a) of the Order is not applicable to the Company.
- (b) During the year, the Company has made preferential allotment of equity shares in compliance of section 42 and section 62 of The Companies Act, 2013 and funds have been applied for the purpose for which it was raised.
- xi. (a) According to the information and explanations given to us, no material fraud by the Company or on the Company has been noticed or reported during the year.
- (b) No report under sub-section (12) of section 143 of the Companies Act has been filed by the auditors in Form ADT-4 as prescribed under rule 13 of The Companies (Audit and Auditor) Rules, 2014 with the Central Government.
- (c) There are no whistle blower complaints received by the Company during the year (and upto the date of this report).
- xii. In our opinion and according to the information and explanation given to us, the Company is not a Nidhi Company. Accordingly, paragraph 3(xii)(a), 3(xii)(b), and 3(xii)(c) of the Order is not applicable.
- xiii. According to the information and explanations given to us and based on our examination of the records of the Company, transactions with the related parties are in compliance with sections 177 and 188 of the Act where applicable and details of such transactions have been disclosed in the Ind AS financial statements as required by the applicable Indian Accounting Standards.
- xiv. (a) In our opinion and according to the information and explanation given to us, the internal audit system of the Company is commensurate with the size and nature of its business.
- (b) We have considered the reports of the Internal Auditors for the period under audit.
- xv. According to the information and explanations given to us and based on our examination of the records of the Company, the Company has not entered into non-cash transactions with directors or persons connected with them. Accordingly, paragraph 3(xv) of the Order is not applicable.
- xvi. (a) In our opinion, the Company is not required to be registered under section 45-IA of the Reserve Bank of India Act, 1934. Hence, reporting under clause 3(xvi)(a), (b) and (c) of the Order is not applicable.
- (b) In our opinion, there is no core investment company within the Group (as defined in the Core Investment Companies (Reserve Bank) Directions, 2016) and accordingly reporting under clause



3(xvi)(d) of the Order is not applicable.


- xvii. According to the information and explanation given to us and based on our examination of the records of the Company, the Company has incurred cash losses during the financial year under audit amounting to Rs. 1785.77 lakhs and in the immediately preceding financial year amounting to Rs. 936.64 lakhs.
- xviii. There has been no resignation of the statutory auditors of the Company during the year.
- xix. The Company has been incurring cash losses. These event and conditions indicate that uncertainty exists which may cast significant doubt on Company's ability to continue as a going concern. However, based on representation given to us by the management of Holding Company- Emami Limited, the Company should meet its liabilities existing at the balance sheet as and when it fall due within a period of one year from the balance sheet date. We, however, state that this is not an assurance as to the future viability of the Company. We further state that our reporting is based on the facts up to the date of the audit report and we neither give any guarantee nor any assurance that all liabilities falling due within a period of one year from the balance sheet date, will get discharged by the Company as and when they fall due.
- xx. The Company does not fulfill any of the 3 eligibility conditions of Corporate Social Responsibility as mentioned in the section 135 of The Companies Act, 2013. Since the Company is exempt from Corporate Social Responsibility reporting under clause 3(xx)(a) and 3(xx)(b) is not applicable.
- xxi. The Company does not have any subsidiaries, Associates or Joint venture and as such the Company is not required to prepare consolidated financial statements. Hence, paragraph 3(xxi) of the Order is not applicable.

For **S K AGRAWAL AND CO**
CHARTERED ACCOUNTANTS LLP
Chartered Accountants
Firm Registration No.-306033E/E300272



Hemant Kumar Lakhota
(Partner)
Membership No. 068851
UDIN: 25068851BMIDRO9654

Place: Kolkata
Dated: 14th May, 2025



Brillare Science Limited


Balance Sheet as at March 31, 2025
All amounts are in Rs Lacs unless otherwise stated

Particulars	Notes	As at March 31, 2025	As at March 31, 2024
ASSETS			
Non-current assets			
Property, plant and equipment	3	183.17	187.37
Intangible asset	4	14.93	12.95
Right-of-use assets	5	273.84	258.07
Financial assets	7	27.12	23.76
Deferred tax assets (net)	8	-	1.31
Other non-current assets		499.07	483.46
Total non-current assets			
Current assets	9	320.60	283.69
Inventories			9.43
Financial assets	6	3.17	852.31
Investment	10	1,105.45	25.39
Trade receivables	11	11.22	47.30
Cash and cash equivalents	12	41.14	3.82
Others financial Assets	13	7.31	272.76
Current Tax Assets (net)	14	281.63	1,494.69
Other current assets		1,770.52	1,978.15
Total current assets		2,269.58	1,978.15
Total assets			
EQUITY AND LIABILITIES			
EQUITY			
Equity share capital	15	2,420.49	923.49
Other equity	16	(3,359.53)	(547.36)
Total equity		(939.04)	376.13
LIABILITIES			
Non-current liabilities			
Financial liabilities	17	268.02	248.65
Lease liabilities	18	41.49	31.01
Provisions		309.52	279.66
Total non-current liabilities			
Current liabilities			
Financial liabilities	19	1,479.66	238.05
Borrowings	17	39.93	33.89
Lease liabilities	20	10.00	10.91
Trade payables			
A) total outstanding dues of micro enterprises and small enterprises; and		818.53	553.18
B) total outstanding dues of creditors other than micro enterprises and small enterprises			
Others Financial Liabilities	21	155.64	215.66
Other current liabilities	22	394.76	270.17
Provisions	18	0.58	0.51
Total current liabilities		2,899.11	1,322.37
Total liabilities		3,208.63	1,602.03
Total equity and liabilities		2,269.58	1,978.15

See accompanying notes forming part of these financial statements

In terms of our report attached
For S K AGRAWAL AND CO
CHARTERED ACCOUNTANTS LLP
Chartered Accountants
Firm Registration No.-306033E/E300272

Hemant Kumar Lakhotia
(Partner)
Membership No. 068851
Place: Kolkata
Date: 04 May 2025




For and on behalf of the Board of Directors

Mr. Jigar H. Patel
Director
DIN : 02038454

Mr. Pavan Harwani
Chief Financial Officer

Mr. Naresh H Bhansali
Director
DIN : 00793959



Brillare Science Limited


Statement of Profit and Loss for the year ended March 31, 2025
All amounts are in Rs Lacs except for earnings per share information

Particulars	Notes	Year ended March 31, 2025	Year ended March 31, 2024
I Revenue from operations	23	4,889.84	3,386.90
II Other Income	24	11.37	5.55
III Total income (I + II)		4,901.21	3,392.46
IV Expenses	25	2,051.33	1,363.05
Purchases of stock-in-trade	26	(27.23)	(48.99)
Changes in inventories of stock in trade	27	1,446.59	878.51
Employee benefits expense	28	140.07	123.85
Finance costs	5a	89.76	87.19
Depreciation and amortisation expense	29	3,083.07	2,000.97
Other expenses		6,783.58	4,404.58
Total expenses (IV)		(1,882.37)	(1,012.12)
V Profit/(Loss) before tax (III-IV)	30	-	-
VI Tax expense:		(5.90)	0.23
Current tax		(5.90)	0.23
Deferred tax			
Total tax expense		(1,876.47)	(1,012.35)
VII Profit/(Loss) for the year (V-VI)			
VIII Other comprehensive income			
Items that will not be reclassified to profit or loss		9.75	0.29
-Gains/(Losses) on Remeasurement of the defined benefit plan		(2.53)	(0.08)
-Income tax relating to item that will not be reclassified to profit or loss			
		7.21	0.21
IX Total other comprehensive income		(1,869.26)	(1,012.14)
X Total comprehensive income for the year (VII + IX)			
Earnings per equity share (face value of INR 10 each) :	37	(10.59)	(14.76)
(1) Basic (in INR)		(10.59)	(14.76)
(2) Diluted (in INR)			

See accompanying notes forming part of the financial statements

For S K AGRAWAL AND CO
CHARTERED ACCOUNTANTS LLP
Chartered Accountants
Firm Registration No.-306033E/E300272

Hemant Kumar Lakhotia
(Partner)
Membership No. 068851
Place : Kolkata
Date : 14 May 2025




For and on behalf of the Board of Directors

Mr. Jigar H. Patel
Director
DIN : 02038454

Mr. Pavan Harwani
Chief Financial Officer

Mr. Naresh H Bhansali
Director
DIN : 00793959



Brillare Science Limited
Cash Flow Statement for the year ended March 31, 2025
All amounts are in Rs Lacs unless otherwise stated


Particulars	Year ended March 31, 2025	Year ended March 31, 2024
A. Cash flow from operating activities	(1,882.37)	(1,012.12)
Loss for the year		
Adjustments for:	0.11	5.65
Bad debts	89.76	87.19
Depreciation and amortisation expense	(0.75)	(0.75)
Dividend Income	140.07	123.85
Finance costs	(0.37)	(1.95)
Interest Income	(0.48)	(0.75)
Profit/(Loss) on sale of Property, Plant and Equipment	6.08	-
Profit/(Loss) on remeasurement of ROU Asset	9.75	0.29
Other comprehensive Income	-	9.13
Provision for Bad Debts	-	(150.88)
Provision for Sales return	(0.40)	7.16
Provision for Finished Goods	(9.27)	(3.57)
Provision for Raw Material & Packing Material	(1,659.09)	(935.26)
Changes in assets and liabilities:		
Adjustments for (increase) / decrease in assets:		
Inventories	(27.23)	(48.99)
Financial assets - trade receivables	(253.14)	(275.25)
Other financial assets	6.17	(0.23)
Other non-current assets	1.31	7.40
Other current Assets	(8.87)	(70.83)
Adjustments for increase / (decrease) in liabilities:		
Financial liabilities - trade payables	264.44	270.10
Provisions	10.56	13.79
Increase/ (decrease) in Others Financial Liabilities	(60.02)	(32.94)
Other Current Liabilities	124.59	(33.41)
Cash generated from operations	57.81	(170.35)
Income tax paid	(3.49)	6.65
Net cash generated from operating activities	(1,604.77)	(1,098.96)
B. Cash flows from investing activities		
Dividend income received	0.75	0.75
Interest received on bank deposits	0.37	1.81
Proceeds from sale of Investment	6.25	
Proceeds from sale of Property, Plant and Equipment	0.31	2.32
Purchase of property, plant and equipment	(39.57)	(44.36)
Net cash used in investing activities	(31.88)	(39.48)
C. Cash flow from financing activities		
Proceed from Issue of Equity Shares	554.09	672.29
Proceed from Issue of Equity Shares - Share Premium	-	1.98
Repayment of Principal portion of lease liabilities	(33.16)	(24.65)
Repayment of Interest portion of lease liabilities	(28.30)	(29.65)
Increase/ (decrease) in borrowings	1,241.61	526.44
Interest paid	(111.76)	(94.20)
Net cash used in financing activities	1,622.48	1,052.22
Net increase in cash and cash equivalents (A+B+C)	(14.17)	(86.22)
Cash and cash equivalents at the beginning of the year	25.39	111.61
Cash and cash equivalents at year end (Refer Note 11)	11.22	25.39

See accompanying notes forming part of the financial statements

In terms of our report attached
For S K AGRAWAL AND CO
CHARTERED ACCOUNTANTS LLP
Chartered Accountants
Firm Registration No.-306033E/E300272

Hemant Kumar Lakhota
(Partner)
Membership No.-068851

Place :- Kolkata
Date :- 14 May 2025




For and on behalf of the Board of Directors

Mr. Jigar H. Patel
Director
DIN : 02038454

Mr. Pavan Harwani
Chief Financial Officer

Mr. Naresh H Bhansali
Director
DIN : 00793959



Brillare Science Limited

Statement of Changes in Equity for the year ended March 31, 2025
All amounts are in Rs Lacs unless otherwise stated

a. Equity share capital

Particulars

As at April 01, 2023

Movement in equity share capital during the year

As at March 31, 2024

Movement in equity share capital during the year

As at March 31, 2025

Amount
251.20
672.29
923.49
1,497.00
2,420.49

b. Other equity

Particulars	Equity Component of Convertible Loan	Reserves and Surplus		Total
		Securities Premium	Retained earnings	
		3,577.78	(4,057.88)	(480.10)
Balance as at April 01, 2023	-	-	(1,012.35)	(1,012.35)
Loss for the year	942.90	-	-	942.90
Loan from Holding Company	-	1.98	-	1.98
On Issue/(conversion) of shares	-	-	0.21	0.21
Other comprehensive income for the year (net of tax)	-	-	-	-
Total comprehensive income for the year	942.90	3,579.75	(5,070.02)	(547.36)
Balance as at March 31, 2024	942.90	3,579.75	(5,070.02)	(547.36)
Loss for the year	-	-	(1,876.47)	(1,876.47)
Loan from Holding Company	(942.90)	-	-	(942.90)
On Issue/(conversion) of shares	-	-	7.21	7.21
Other comprehensive income for the year (net of tax)	-	-	-	-
Total comprehensive income for the year	-	3,579.75	(6,939.28)	(3,359.53)
Balance as at March 31, 2025	-	3,579.75	(6,939.28)	(3,359.53)

Nature and Purpose of reserves

a) Securities Premium

This reserve represents premium on issue of shares and can be utilized in accordance with the provisions of the Companies Act, 2013.


b) Retained Earnings

This reserve represents cumulative profits of the Company and can be utilized in accordance with the provisions of the Companies Act, 2013.

See accompanying notes forming part of the financial statements

In terms of our report attached
For S K AGRAWAL AND CO
CHARTERED ACCOUNTANTS LLP
Chartered Accountants
Firm Registration No.-306033E/E300272

Hemant Kumar Lakhotia
(Partner)
Membership No. 068851
Place : Kolkata
Date : 14 May 2025




For and on behalf of the Board of Directors

Mr. Jigar H. Patel
Director
DIN : 02038454

Mr. Naresh H Bhansali
Director
DIN : 00793959

Mr. Pavan Harwani
Chief Financial Officer



Brillare Science Limited
Notes to Ind AS financial statements for the year ended March 31, 2025
All amounts are in INR Lacs unless otherwise stated

1. Company Overview

Brillare Science Limited ("hereinafter referred to the Company") was incorporated on 10 August, 2015, is engaged in marketing and manufacturing of cosmetics & personal care products. The registered office of the Company is located at D-603, Ganesh Meridian, Opp. New Gujarat High Court, Sola, Ahmedabad-380060. During the year, the Company was converted from a private limited company to a public limited company pursuant to approval granted by the Registrar of Companies. Accordingly, the name of the company has changed from Brillare Science Private Limited to Brillare Science Limited with effect from 6th January, 2025.

The financial statements were approved for issue in accordance with the resolution of the Board of Directors on 14th May, 2025.

2.

A. Basis of preparation

The financial statements of the Company have been prepared in accordance with Indian Accounting Standards (Ind AS) notified under the Companies (Indian Accounting Standards) Rules, 2015 (as amended from time to time) and presentation requirements of Division II of Schedule III to the Companies Act, 2013. These financial statements are prepared under the historical cost convention on the accrual basis except for Certain financial assets and liabilities measured at fair value (refer accounting policy regarding financial instruments).


All assets and liabilities have been classified as current and non-current as per the Company's normal operating cycle. Based on the nature of business the Company has considered an operating cycle of 12 months. The statement of cash flows has been prepared under indirect method. The cash flows from operating, investing and financing activities of the Company are segregated.

The functional currency of the Company is Indian Rupee. Transactions in foreign currencies entered into by the Company are accounted at the exchange rates prevailing on the date of the transaction. Gains & losses arising on account of realisation are accounted for in Statement of Profit & Loss. Monetary Assets & Liabilities in foreign currency that are outstanding at the year-end are translated at the year-end exchange rates and the resultant gain/loss is accounted for in the Statement of Profit & Loss.

B. Material Accounting Policies

a) Revenue from Contract with Customer

Revenue towards satisfaction of a performance obligation is measured at the amount of transaction price (net of variable consideration) allocated to that performance obligation. The transaction price of goods sold and services rendered is net of variable consideration on account of various discounts and schemes offered by the Company as part of the contract. The specific recognition criteria described below must also be met before revenue is recognised.



Brillare Science Limited
Notes to Ind AS financial statements for the year ended March 31, 2025
All amounts are in INR Lacs unless otherwise stated

Sale of Products

Revenue from contracts with customers is recognised when control of the goods or services are transferred to the customer at an amount that reflects the consideration to which the Company expects to be entitled in exchange for those goods or services. Revenue is measured at the fair value of the consideration received or receivable, net of returns, discounts, volume rebates, and goods and service tax. The Company recognises revenue when the amount of revenue can be reliably measured, it is probable that future economic benefits will flow to the Company regardless of when the payment is being made.

The specific recognition criteria described below must also be met before revenue is recognised.

Contract balances

Trade receivables

A receivable represents the Company's right to an amount of consideration that is unconditional (i.e., only the passage of time is required before payment of the consideration is due).

Refund Liabilities

A refund liability is the obligation to refund some or all the consideration received (or receivable) from the customer and is measured at the amount the Company ultimately expects it will have to return to the customer. The Company updates its estimates of refund liabilities (and the corresponding change in the transaction price) at the end of each reporting period. Refer to above accounting policy on variable consideration.

Dividend income is recognized when the company's right to receive dividend is established.

Interest income is recognized using the effective interest method.

All other incomes are recognized on accrual basis.

b) Property, Plant & Equipment

Property, plant and equipment are stated at cost, less accumulated depreciation and impairment, if any. The cost of Property, plant & equipment comprises of its purchase price, including import duties and other non-refundable taxes or levies and any directly attributable cost of bringing the asset to its working condition for its intended use. Interest and other financial charges on loans borrowed specifically for acquisition of capital assets are capitalized till the start of commercial production.

Depreciation is provided on the straight-line method over the estimated useful lives of assets and are in line with the requirements of Part C of Schedule II of the Companies Act, 2013. The estimated useful lives are as follows:

Building – 30-60 years


Plant and Machinery* – 15 years

Furniture and Fixture – 10 years

Office Equipment – 3-5 years

Vehicle – 8 years

Leasehold Land is amortised over the period of lease.



Brillare Science Limited
Notes to Ind AS financial statements for the year ended March 31, 2025
All amounts are in INR Lacs unless otherwise stated

Block, Dies & Moulds (other than High-End Moulds) are depreciated @100% on prorata basis.

Depreciation methods, useful lives and residual values are reviewed at each financial year and changes in estimates, if any, are accounted for prospectively.

Advances paid towards the acquisition of property, plant and equipment outstanding at each balance sheet date is classified as Capital Advances under other Non-Current assets and the cost of assets not put to use before such date are disclosed under 'Capital Work in Progress'. The cost and related accumulated depreciation are eliminated from the Financial Statements upon sale or retirement of the asset and the resultant gains or losses are recognized in the Statement of Profit & Loss. The method of depreciation, useful lives and residual values are reviewed at each financial year end.

c) Intangible Assets

Intangible assets acquired separately are measured on initial recognition at cost. Intangible assets acquired in a business combination is valued at their fair value at the date of acquisition. Following initial recognition, intangible assets are carried at cost less accumulated amortisation and accumulated impairment losses, if any. The useful lives of intangible assets are assessed as either finite or indefinite.


Intangible assets with finite lives are amortised over the useful economic life and assessed for impairment whenever there is an indication that the intangible asset may be impaired. The amortisation period and the amortisation method for an intangible asset with a finite useful life are reviewed at least at the end of each reporting period. The amortisation expense on intangible assets with finite lives is recognised in the statement of profit and loss unless such expenditure forms part of carrying value of another asset. The Company amortises intangible assets over their estimated useful lives using the straight-line method. The estimated useful lives of assets are as follows:

Software & Licenses – 3-6 years
Brand, Trademarks and Copy Rights – 5-10 years

Intangible assets with indefinite useful lives are not amortised, but are tested for impairment annually, either individually or at the cash-generating unit level. The assessment of indefinite life is reviewed annually to determine whether the indefinite life continues to be supportable. If not, the change in useful life from indefinite to finite is made on a prospective basis.

Gains or losses arising from derecognition of an intangible asset are measured as the difference between the net disposal proceeds and the carrying amount of the asset and are recognised in the Statement of Profit & Loss when the asset is derecognised.

d) Financial Instruments



Brillare Science Limited
Notes to Ind AS financial statements for the year ended March 31, 2025
All amounts are in INR Lacs unless otherwise stated

Initial Recognition

The Company recognizes financial assets and financial liabilities when it becomes a party to the contractual provisions of the instrument. All financial assets and liabilities are recognized at fair value on initial recognition, except for trade receivables which are initially measured at transaction price. Transaction costs that are directly attributable to the acquisition or issue of financial assets and financial liabilities, not at fair value through profit or loss, are added to the fair value on initial recognition. Regular way purchase and sale of financial assets are accounted for at trade date.

Subsequent measurement

a. Non-derivative financial instruments

(i) Financial assets carried at amortised cost

A financial asset is subsequently measured at amortised cost if it is held within a business model whose objective is to hold the asset in order to collect contractual cash flows and the contractual terms of the financial asset give rise on specified dates to cash flows that are solely payments of principal and interest on the principal amount outstanding.

(ii) Financial assets at fair value through other comprehensive income

A financial asset is subsequently measured at fair value through other comprehensive income if it is held within a business model whose objective is achieved by both collecting contractual cash flows and selling financial assets and the contractual terms of the financial asset give rise on specified dates to cash flows that are solely payments of principal and interest on the principal amount outstanding. The Company has made an irrevocable election for its investments which are classified as equity instruments to present the subsequent changes in fair value in other comprehensive income based on its business model.

(ii) Financial assets at fair value through profit or loss


A financial asset which is not classified in any of the above categories are subsequently fair valued through profit or loss.

(iv) Financial liabilities

Financial liabilities are subsequently carried at amortized cost using the effective interest method, except for contingent consideration recognized in a business combination which is subsequently measured at fair value through profit and loss. For trade and other payables maturing within one year from the Balance Sheet date, the carrying amounts approximate fair value due to the short maturity of these instruments.

b. Derivative financial instruments

The Company holds derivative financial instruments such as foreign exchange forward and option contracts to mitigate the risk of changes in exchange rates on foreign currency exposures. Such derivative financial instruments are initially recognised at fair value on the



Brillare Science Limited**Notes to Ind AS financial statements for the year ended March 31, 2025****All amounts are in INR Lacs unless otherwise stated**

date on which a derivative contract is entered into and are subsequently re-measured at fair value through profit or loss and the resulting exchange gains or losses are included in other income.

Derecognition of financial instruments

The Company derecognizes a financial asset when the contractual rights to the cash flows from the financial asset expire or it transfers the financial asset and the transfer qualifies for derecognition under Ind AS 109. A financial liability (or a part of a financial liability) is derecognized from the Company's Balance Sheet when the obligation specified in the contract is discharged or cancelled or expires.

Fair value of financial instruments

The Company uses valuation techniques that are appropriate in the circumstances and for which sufficient data are available to measure fair value, maximising the use of relevant observable inputs and minimising the use of unobservable inputs. All methods of assessing fair value result in general approximation of value, and such value may never actually be realized.

All assets and liabilities for which fair value is measured or disclosed in the financial statements are categorised within the fair value hierarchy, described as follows, based on the lowest level input that is significant to the fair value measurement as a whole:

Level 1 — Quoted (unadjusted) market prices in active markets for identical assets or liabilities

Level 2 — Valuation techniques for which the lowest level input that is significant to the fair value measurement is directly or indirectly observable


Level 3 — Valuation techniques for which the lowest level input that is significant to the fair value measurement is unobservable

e) Impairment

Impairment is recognized based on the following principles:

(i) Financial Assets: The Company recognizes loss allowances using the expected credit loss (ECL) model for the financial assets which are not fair valued through profit or loss. Loss allowance for trade receivables with no significant financing component is measured at an amount equal to life time ECL. For all other financial assets, expected credit losses are measured at an amount equal to the 12 month ECL, unless there has been a significant increase in credit risk from initial recognition in which case those are measured at life time ECL. The amount of expected credit losses (or reversal) that is required to adjust the loss allowance at the reporting date to the amount that is required to be recognised is recognized as an impairment gain or loss in profit or loss.

(ii) Non-Financial Assets: Goodwill and intangible assets that have an indefinite useful life are not subject to amortisation and are tested annually for impairment, or more frequently if events or changes in circumstances indicate that they might be impaired. Other assets are tested for impairment whenever events or changes in circumstances indicate that the



Brillare Science Limited
Notes to Ind AS financial statements for the year ended March 31, 2025
All amounts are in INR Lacs unless otherwise stated

carrying amount may not be recoverable. An impairment loss is recognised for the amount by which the assets carrying amount exceeds its recoverable amount. The recoverable amount is the higher of an assets fair value less costs of disposal and value in use. For the purpose of assessing impairment, assets are grouped at the lowest level for which there are separately identifiable cash inflows which are largely independent of the cash inflows from other assets or group of assets (cash- generating units) Non-financial assets other than goodwill that suffered an impairment are reviewed for possible reversal of the impairment at the end of reporting period.

f) Provisions and Contingent Liabilities

Provisions are recognised when the Company has a present obligation as a result of a past event, for which it is probable that a cash outflow will be required and a reliable estimate can be made of the amount of the obligation. Contingent liabilities are disclosed when the Company has a possible obligation or a present obligation and it is probable that a cash outflow will not be required to settle the obligation. Provisions & Contingent Liabilities are revalued at each Balance Sheet date.

Contingent liabilities are disclosed when there is a possible obligation arising from past events, the existence of which will be confirmed only by the occurrence or non-occurrence of one or more uncertain future events not wholly within the control of the Company or a present obligation that arises from past events where it is either not probable that an outflow of resources will be required to settle the obligation or a reliable estimate of the amount cannot be made.

g) Inventories

The inventories are valued at cost or net realisable value whichever is lower. The Cost is calculated on weighted average method. Cost comprises expenditure incurred in the normal course of business in bringing such inventories to its location.

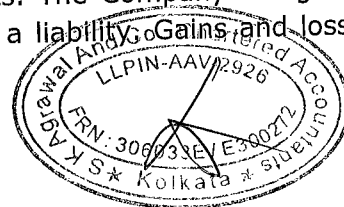
h) Employee Benefits

Defined Contribution Plan

The Company makes contributions towards provident fund and superannuation fund to the regulatory authorities to a defined contribution retirement benefit plan for qualifying employees, where the Company has no further obligations. Both the employees and the Company make monthly contributions to the Provident Fund Plan equal to a specified percentage of the covered employee's salary.

Defined Benefit Plan

The Company operates a defined benefit gratuity plan in India. The Company's liability is actuarially determined using the Projected Unit Credit method at the end of the year in accordance with the provision of Ind AS 19 - Employee Benefits. The Company recognizes the net obligation of a defined benefit plan in its balance sheet a liability. Gains and losses



Brillare Science Limited**Notes to Ind AS financial statements for the year ended March 31, 2025****All amounts are in INR Lacs unless otherwise stated**

through re-measurements of the net defined benefit liability are recognized in other comprehensive Income and are not reclassified to profit or loss in subsequent periods. The effect of any plan amendments is recognized in the Statement of Profit & Loss.

Other Long Term Benefits

The Company has a policy on compensated absences which comprises both accumulating and non-accumulating in nature. The Company's liability is actuarially determined using the Projected Unit Credit method at the end of the year in accordance with the provision of Ind AS 19 - Employee Benefits. The Company recognizes the net obligation of a defined benefit plan in its balance sheet as an asset or liability. Gains and losses through re-measurements of the net defined benefit liability/(asset) are recognized in Statement of Profit & Loss.

i) Borrowing Costs


Borrowing costs directly attributable to the acquisition, construction or production of an asset that necessarily takes a substantial period of time to get ready for its intended use or sale are capitalised as part of the cost of the asset. All other borrowing costs are expensed in the period in which they occur. Borrowing costs consist of interest and other costs that an entity incurs in connection with the borrowing of funds. Borrowing cost also includes exchange differences to the extent regarded as an adjustment to the borrowing costs.

j) Leases**The Company as a lessee**

The Company's lease asset classes consist of leases for land and buildings. The Company assesses whether a contract contains a lease, at inception of a contract. A contract is, or contains, a lease if the contract conveys the right to control the use of an identified asset for a period of time in exchange for consideration. To assess whether a contract conveys the right to control the use of an identified asset, the Company assesses whether: (i) the contract involves the use of an identified asset (ii) the Company has substantially all of the economic benefits from use of the asset through the period of the lease and (iii) the Company has the right to direct the use of the asset.

At the date of commencement of the lease, the Company recognizes a right-of-use asset ("ROU") and a corresponding lease liability for all lease arrangements in which it is a lessee, except for leases with a term of twelve months or less (short-term leases) and low value leases. For these short-term and low value leases, the Company recognizes the lease payments as an operating expense on a straight-line basis over the term of the lease.

As a lessee, the Company determines the lease term as the non-cancellable period of a lease adjusted with an option to extend or terminate the lease, if the use of such option is reasonably certain. The Company makes an assessment on the expected lease term on a lease-by-lease basis and thereby assesses whether it is reasonably certain that an option to extend or terminate the contract will be exercised. In evaluating the lease term, the Company considers factors such as any significant leasehold improvements undertaken over the lease term, costs relating to the termination of the lease and the importance of the underlying asset to operations taking into account the location of the underlying asset and



Brillare Science Limited**Notes to Ind AS financial statements for the year ended March 31, 2025****All amounts are in INR Lacs unless otherwise stated**

the availability of suitable alternatives. The lease term in future periods is reassessed to ensure that the lease term reflects the current economic circumstances.

Certain lease arrangements include the options to extend or terminate the lease before the end of the lease term. ROU assets and lease liabilities includes these options when it is reasonably certain that they will be exercised.

The right-of-use assets are initially recognized at cost, which comprises the initial amount of the lease liability adjusted for any lease payments made at or prior to the commencement date of the lease plus any initial direct costs less any lease incentives. They are subsequently measured at cost less accumulated depreciation and impairment losses.

Right-of-use assets are depreciated from the commencement date on a straight-line basis over the shorter of the lease term and useful life of the underlying asset. Right-of-use-assets are evaluated for recoverability whenever events or changes in circumstances indicate that their carrying amounts may not be recoverable. For the purpose of impairment testing, the recoverable amount (i.e. the higher of the fair value less cost to sell and the value-in-use) is determined on an individual asset basis unless the asset does not generate cash flows that are largely independent of those from other assets. In such cases, the recoverable amount is determined for the Cash Generating Unit (CGU) to which the asset belongs.

The lease liability is initially measured at amortized cost at the present value of the future lease payments. The lease payments are discounted using the interest rate implicit in the lease or, if not readily determinable, using the incremental borrowing rates in the country of domicile of these leases. Lease liabilities are remeasured with a corresponding adjustment to the related right of use asset if the Company changes its assessment if whether it will exercise an extension or a termination option.


Lease liability and ROU asset have been separately presented in the Balance Sheet and lease payments have been classified as financing cash flows.

The Company as a lessor

Leases for which the Company is a lessor is classified as a finance or operating lease. Whenever the terms of the lease transfer substantially all the risks and rewards of ownership to the lessee, the contract is classified as a finance lease. All other leases are classified as operating leases.

k) Government Grants

The Company recognizes government grants only when there is reasonable assurance that the conditions attached to them shall be complied with and the grants will be received. Grants related to assets are treated as deferred income and are recognized as other income in the Statement of profit & loss on a systematic and rational basis over the useful life of the asset. Grants related to income are recognized on a systematic basis over the periods necessary to match them with the related costs which they are intended to compensate and are deducted from the expense in the statement of profit & loss.



Brillare Science Limited**Notes to Ind AS financial statements for the year ended March 31, 2025****All amounts are in INR Lacs unless otherwise stated****l) Income Taxes**

Income tax expense is recognized in the Statement of Profit & Loss except to the extent that it relates to items recognized directly in equity, in which case it is recognized in other comprehensive income. Provision for current tax is made at the current tax rates based on assessable income.

Deferred income tax assets and liabilities are recognized for all temporary differences arising between the tax bases of assets and liabilities and their carrying amounts in the Financial Statements except when the deferred income tax arises from the initial recognition of goodwill or an asset or liability in a transaction that is not a business combination and affects neither accounting nor taxable profit or loss at the time of the transaction. Deferred tax assets are reviewed at each reporting date and are reduced to the extent that it is no longer probable that the related tax benefit will be realized.


Deferred income tax assets and liabilities are measured using tax rates and tax laws that have been enacted or substantively enacted by the Balance Sheet date and are expected to apply to taxable income in the years in which those temporary differences are expected to be recovered or settled. The effect of changes in tax rates on deferred income tax assets and liabilities is recognized as income or expense in the period that includes the enactment or the substantive enactment date. A deferred income tax asset is recognized to the extent that it is probable that future taxable profit will be available against which the deductible temporary differences and tax losses can be utilized. Deferred income taxes are not provided on the undistributed earnings of subsidiaries and branches where it is expected that the earnings of the subsidiary or branch will not be distributed in the foreseeable future. The Company offsets current tax assets and current tax liabilities, where it has a legally enforceable right to set off the recognized amounts and where it intends either to settle on a net basis, or to realize the asset and settle the liability simultaneously.

m) Earnings Per Share:

Basic earnings per share is computed by dividing the net profit for the period attributable to the equity shareholders of the Company by the weighted average number of equity shares outstanding during the period.

n) Recent accounting pronouncements

Ministry of Corporate Affairs ("MCA") notifies new standards or amendments to the existing standards under Companies (Indian Accounting Standards) Rules as issued from time to time. For the year ended March 31, 2025, MCA has not notified any new standards or amendments to the existing standards applicable to the Company.



Notes to Ind AS financial statements for the year ended March 31, 2025
All amounts are in Rs Lacs unless otherwise stated

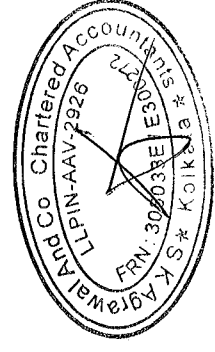
3 Property, plant and equipment

	As at March 31, 2025	As at March 31, 2024
Carrying amounts of :		
Freehold land	63.45	63.45
Buildings	27.13	27.14
Plant and equipment	5.62	7.39
Furniture and fixtures	56.58	57.78
Vehicles	0.08	0.11
Office equipment including computers	30.31	31.49
	183.17	187.37

	Freehold land	Buildings	Plant and equipment	Furniture and fixtures	Vehicles	Office equipment including computers	Total
Cost/Deemed cost							
Balance as at March 31, 2023	63.45	46.63	56.16	119.43	1.23	79.38	366.28
Additions	-	-	0.84	15.04	-	27.50	43.38
Disposals	-	-	-	13.05	-	-	13.05
Adjustments	-	-	-	-	-	-	-
Balance as at March 31, 2024	63.45	46.63	57.00	121.42	1.23	106.88	396.61640
Additions	-	1.31	0.55	15.69	-	18.58	36.14
Disposals	-	-	-	3.05	-	0.41	3.46
Adjustments	-	-	-	-	-	-	-
Balance as at March 31, 2025	63.45	47.95	57.55	134.06	1.23	125.06	429.30437

	Freehold land	Buildings	Plant and equipment	Furniture and fixtures	Vehicles	Office equipment including computers	Total
Accumulated depreciation							
Balance as at Mar 31, 2023	-	18.10	46.58	53.96	1.07	60.31	180.03
Depreciation expense	-	-	3.03	19.65	0.04	15.08	39.19
Elimination on disposals of assets	-	1.39	-	9.98	-	-	9.98
Adjustments	-	-	-	-	-	-	-
Balance as at Mar 31, 2024	-	19.49	49.61	63.64	1.12	75.39	209.24873
Depreciation expense	-	1.32	2.31	16.35	0.03	19.53	39.55
Elimination on disposals of assets	-	-	-	2.50	-	0.17	2.67
Adjustments	-	-	-	-	-	-	-
Balance as at Mar 31, 2025	-	20.82	51.93	77.49	1.15	94.75	246.13006

	Freehold land	Buildings	Plant and equipment	Furniture and fixtures	Vehicles	Office equipment including computers	Total
Carrying amount							
Balance as at Mar 31, 2024	63.45	27.14	7.39	57.78	0.11	31.49	187.37
Balance as at Mar 31, 2025	63.45	27.13	5.62	56.58	0.08	30.31	183.17



Brillare Science Limited

Notes to Ind AS financial statements for the year ended March 31, 2025

All amounts are in Rs Lacs unless otherwise stated

4 Intangible asset

Carrying amounts of :

Intangible Assets

Cost/Deemed cost

Balance as at March 31, 2023

Additions

Balance as at March 31, 2024

Additions

Balance as at March 31, 2025

Accumulated amortisation

Balance as at March 31, 2023

Additions

Balance as at March 31, 2024

Additions

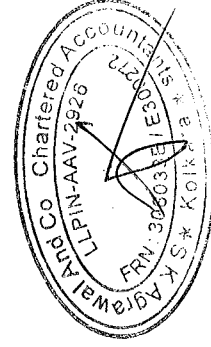
Balance as at March 31, 2025

Carrying amount

Balance as at March 31, 2024

Balance as at March 31, 2025

	As at		As at	
	Mar 31, 2025		Mar 31, 2024	
	14.93		12.95	
	14.93		12.95	
Software	Trademark	Patent	Website	Total
	1.18	3.25	4.04	13.13
				0.98
	1.18	3.25	4.04	14.11
	1.74	-	1.69	3.42
	2.91	3.25	4.04	15.80
				26.00
	0.74	1.95	2.45	3.08
	0.04	0.13	0.16	1.41
	0.78	2.08	2.61	4.16
	0.08	0.12	0.14	1.44
	0.87	2.19	2.75	5.26
				11.07
	0.39	1.18	1.43	9.95
	2.05	1.06	1.28	10.54
				14.93



Brillare Science Limited

Notes to Ind AS financial statements for the year ended March 31, 2025
All amounts are in Rs Lacs unless otherwise stated

5 Right-of-use assets

	As at Mar 31, 2025	As at Mar 31, 2024
Opening Balance	258.07	51.93
Additions	94.84	256.50
Deletions/Modifications	30.30	3.78
Depreciation	48.77	46.58
Closing Balance	273.84	258.07

Interest on lease liabilities is INR 28.30 lacs for the years ended March 31, 2025.

5a Reconciliation of depreciation and amortisation expense

Depreciation on tangible assets	39.55	39.19
Amortisation on Intangible assets	1.44	1.41
Amortisation on Right-of-use assets	48.77	46.58
Total as per Statement of Profit and Loss	89.76	87.19

6 Investments (Current)

i) Investments carried at Cost (Unquoted)

Face value per share/unit	As at Mar 31, 2025	As at Mar 31, 2024
Investment In Shares of Co-operative Bank	-	6.25
Rs 25 /- each	-	-
25,000 (PY- 25,000) Shares of Navnirman Co-operative Bank	-	-

ii) Investments carried at Amortised Cost (Unquoted)

NVNM Fixed Deposit	3.17	3.17
Total	3.17	9.42740

Aggregate amount of Unquoted Investments

Investments carried at Cost	-	6.25
Investments carried at Amortised Cost	3.17	3.17

7 Deferred tax assets

Deferred tax assets
Total

Year ended March 31,2025

Deferred tax assets in relation to



Property, plant and equipment	9.40	2.63	-	12.04
Intangible asset	(1.83)	(0.17)	-	(2.00)
Provision for Gratuity	8.19	5.28	(2.53)	10.94
Provision for Sales Return	-	-	-	6.15
Provision for Doubtful Debt	8.00	(1.85)	-	27.12
Total	23.76	5.90	(2.53)	27.12

Year ended March 31,2024



Deferred tax assets in relation to

Property, plant and equipment	5.58	3.82	-	9.40
Intangible asset	(1.63)	(0.20)	-	(1.83)
Provision for Gratuity	4.46	3.81	(0.08)	8.19
Provision for Sales Return	11.52	(11.52)	-	-
Provision for Doubtful Debt	4.13	3.86	-	8.00
Total	24.07	(0.23)	(0.08)	23.76

Opening Balance	Recognised in Profit or loss	Recognised in other comprehensive income	Closing balance
9.40	2.63	-	12.04
(1.83)	(0.17)	-	(2.00)
8.19	5.28	(2.53)	10.94
-	-	-	6.15
8.00	(1.85)	-	27.12
23.76	5.90	(2.53)	27.12
Opening Balance	Recognised in Profit or loss	Recognised in other comprehensive income	Closing balance
5.58	3.82	-	9.40
(1.63)	(0.20)	-	(1.83)
4.46	3.81	(0.08)	8.19
11.52	(11.52)	-	-
4.13	3.86	-	8.00
24.07	(0.23)	(0.08)	23.76



		As at Mar 31, 2025	As at Mar 31, 2024			
8	Other Non Current Assets					
	Advances given for capital assets	-	1.31			
	Total	-	1.31			
9	Inventories					
	Valued at Lower of Cost or Net Realisable Value					
	Finished Goods	307.12	249.06			
	Raw Material & Packing Material	22.13	52.95			
		329.25	302.01			
	Less: Provision for					
	Finished Goods	8.65	9.05			
	Raw Material & Packing Material	-	9.27			
		8.65	18.32			
	Total	320.60	283.69			
10	Trade receivables					
	Financial Assets carried at Amortised Cost					
	Unsecured					
	- Considered good	1,105.45	852.31			
	- Considered doubtful	23.64	30.75			
		(23.64)	(30.75)			
	Less: Provision for doubtful debt					
	Less: Provision for Sales Return & Scheme					
	Total	1,105.45	852.31			
Outstanding for following periods from due date of payment as at 31-03-2025						
Particulars	Less than 6 months	6 months - 1 year	1-2 years	2-3 years	More than 3 years	Total
(i) Undisputed Trade receivables – considered good	920.40	118.32	66.74	-	-	1,105.45
(ii) Undisputed Trade Receivables – which have significant increase in	-	-	-	-	-	-
(iii) Undisputed Trade Receivables – credit impaired	-	-	-	-	-	-
(iv) Disputed Trade Receivables–considered good	-	-	-	-	-	-
(v) Disputed Trade Receivables – which have significant increase in	-	-	-	-	-	-
(vi) Disputed Trade Receivables – credit impaired	-	-	-	-	-	-
Total	920.40	118.32	66.74	-	-	1,105.45
Outstanding for following periods from due date of payment as at 31-03-2024						
Particulars	Less than 6 months	6 months - 1 year	1-2 years	2-3 years	More than 3 years	Total
(i) Undisputed Trade receivables – considered good	822.79	29.52	-	-	-	852.31
(ii) Undisputed Trade Receivables – which have significant increase in	-	-	-	-	-	-
(iii) Undisputed Trade Receivables – credit impaired	-	-	-	-	-	-
(iv) Disputed Trade Receivables–considered good	-	-	-	-	-	-
(v) Disputed Trade Receivables – which have significant increase in	-	-	-	-	-	-
(vi) Disputed Trade Receivables – credit impaired	-	-	-	-	-	-
Total	822.79	29.52	-	-	-	852.31
11	Cash and cash equivalents					
	Financial Assets carried at Amortised Cost					
	Balances with Banks	10.18	23.69			
	Cash on Hand	1.04	1.69			
	Total	11.22	25.39			



Brillare Science Limited

Notes to Ind AS financial statements for the year ended March 31, 2025
All amounts are in Rs Lacs unless otherwise stated

12 Other financial assets

Financial Assets carried at amortised cost
Current (Unsecured, considered good)
Security deposits
Total

As at Mar 31, 2025	As at Mar 31, 2024
41.14	47.30
41.14	47.30

13 Current tax assets (net)



Advance Income Tax and Refunds Receivable
Total

7.31	3.82
7.31	3.82

14 Other Current assets

Current (unsecured, considered good)
Advance to vendors
Balance with government authorities
Prepaid Expenses
Total

70.82	111.69
205.52	158.89
5.29	2.18
281.63	272.76



15 Equity share capital

Authorised

2,96,90,000 (93,00,000) Equity shares of par value of Rs 10/- each
3,10,000 (3,10,000) Preference Shares of par value of Rs 10/- each

As at Mar 31, 2025	As at Mar 31, 2024
-----------------------	-----------------------

2,969.00	930.00
31.00	31.00

Issued, subscribed and fully paid up

2,42,04,865 (92,34,907) Equity shares of par value of Rs 10/- each fully paid
(See notes (I) to (III) below)

2,420.49	923.49
2,420.49	923.49

(I) Rights, preferences and restrictions attached to Equity Shares

The Company has only one class of equity shares having a par value of INR 10 per share. Each holder of equity shares is entitled to one vote per share. In the event of liquidation of the Company, holder of equity shares will be entitled to receive remaining assets of the Company after distribution of all preferential amount. The distribution will be in proportion to the number of equity shares held by the shareholders.

(II) Reconciliation of the number of shares and amount outstanding at the beginning and at the end of the year:

Equity Shares

Balance at the beginning of the year
Changes during the year
Balance at the end of the year

Year ended March 31, 2025		Year ended March 31, 2024	
No. of shares	Amount	No. of shares	Amount
92,34,907	923.49	25,11,963	251.20
1,49,69,958	1,497.00	67,22,944	672.29
2,42,04,865	2,420.49	92,34,907	923.49

(III) Details of shares held by each shareholder holding more than 5 percent equity shares:

Emami Limited - Holding Company



Year ended March 31, 2025		Year ended March 31, 2024	
No. of shares	% holding	No. of shares	% holding
2,42,04,865	100.00%	92,34,907	100.00%

(iv) Details of Shares held by promoters at the end of the year

Promoter name

Emami Limited
Hasmukh Patel
Jigar Patel
Vaishali Patel
Amit Sheth
Ashish Sheth
Beena Patel
Total Shares



Year ended March 31, 2025			Year ended March 31, 2024		
No. of Shares	% of total shares	% Change during the year	No. of Shares	% of total shares	% Change during the year
2,42,04,865	100.00%	0.00%	92,34,907	100.00%	17.08%
-	0.00%	0.00%	-	0.00%	-2.45%
-	0.00%	0.00%	-	0.00%	-3.68%
-	0.00%	0.00%	-	0.00%	-4.90%
-	0.00%	0.00%	-	0.00%	-2.51%
-	0.00%	0.00%	-	0.00%	-2.51%
-	0.00%	0.00%	-	0.00%	-1.04%
2,42,04,865	100.00%	0.00%	92,34,907	100.00%	0.00%



Brillare Science Limited

Notes to Ind AS financial statements for the year ended March 31, 2025
All amounts are in Rs Lacs unless otherwise stated

	As at Mar 31, 2025	As at Mar 31, 2024
16 Other equity		
Equity Component of Convertible Loan	0.00	942.90
Securities Premium	3,579.75	3,579.75
Retained earnings	(6,939.28)	(5,070.02)
Total	(3,359.53)	(547.36)
16.1 Equity Component of Convertible Loan		
Balance at the beginning of the year	942.90	0.00
Loans from Holding Company converted into an Equity	(942.90)	0.00
Loans from Holding Company	-	942.90
Balance at the end of the year	-	942.90
16.2 Securities Premium		
Balance at the beginning of the year	3,579.75	3,577.78
On issue/(conversion) of shares	0.00	1.98
Balance at the end of the year	3,579.75	3,579.75
16.3 Retained earnings		
Balance at the beginning of the year	(5,070.02)	(4,057.88)
Loss for the year	(1,876.47)	(1,012.35)
Other comprehensive Income for the year (net of tax)	7.21	0.21
Balance at the end of the year	(6,939.28)	(5,070.02)



Brillare Science Limited

Notes to Ind AS financial statements for the year ended March 31, 2025
All amounts are in Rs Lacs unless otherwise stated



	As at Mar 31, 2025	As at Mar 31, 2024
17 Lease Liability		
Non-current		
Lease Liability	268.02	248.65
Total	268.02	248.65
Current		
Lease Liability	39.93	33.89
Total	39.93	33.89
The movement in lease liabilities during the year is as follows :		
	As at Mar 31, 2025	As at Mar 31, 2024
Balance at the beginning	282.54	54.47
Additions	94.84	256.50
Finance cost accrued during the period	28.30	29.65
Deletions/Modifications	(36.27)	3.78
Payment of lease liabilities	61.46	54.29
Balance at the end	307.96	282.54
18 Provisions		
Non-current		
Provision for Employee benefits	41.49	31.01
Provision for Gratuity (Refer Note No 32)		
Total	41.49	31.01
Current		
Provision for Employee benefits	0.58	0.51
Provision for Gratuity (Refer Note No 32)		
Total	0.58	0.51
19 Borrowings (Current)		
Financial Liabilities carried at Amortised Cost		
Secured	830.70	238.05
CC Limit With Bank (against Collateral Securities)		
Unsecured	618.56	-
Loans from Holding Company	30.39	-
Loans from Other Related Party		
(refer note 34)		
Total	1,479.66	238.05

19.1 : CC Limit With Bank (against Collateral Securities)

Details of the assets given as a security for availing CC facility from The ICICI Bank Limited are as under:
(a) Company's entire stock of raw material, semi finished and finished goods and other moveable's including books debts;
(b) Company's entire movable fixed assets.

19.2 :Terms of Loans from Related Party

- (a) Interest rate on unsecured loan from Holding Company is 10% P.a.
- (b) Unsecured loan from other Related party is interest free loan.
- (c) Unsecured loan shall be payable on reasonable demand time.



Brillare Science Limited

Notes to Ind AS financial statements for the year ended March 31, 2025
All amounts are in Rs Lacs unless otherwise stated

20 Trade payables
Financial Liabilities carried at Amortised Cost

Micro and Small Enterprise Development [Refer note (a) below]
Other Trade payables
Total

	As at Mar 31, 2025	As at Mar 31, 2024
	10.00	10.91
	818.53	553.18
Total	828.53	564.09

(a) Disclosure required under Clause 22 of Micro, Small and Medium Enterprise Development ('MSMED') Act, 2006

(i)	the principal amount and the interest due thereon remaining unpaid to any supplier at the end of each accounting year Principal amount due to micro and small enterprise Interest due on above	10.00	10.91
(ii)	the amount of interest paid by the buyer in terms of section 16 of the Micro, Small and Medium Enterprises Development Act, 2006 (27 of 2006), along with the amount of the payment made to the supplier beyond the appointed day during each accounting year;	-	-
(iii)	the amount of interest due and payable for the period of delay in making payment (which has been paid but beyond the appointed day during the year) but without adding the interest specified under the Micro, Small and Medium Enterprises Development Act, 2006;	-	-
(iv)	the amount of interest accrued and remaining unpaid at the end of each accounting year; and	-	-
(v)	the amount of further interest remaining due and payable even in the succeeding years, until such date when the interest dues above are actually paid to the small enterprise, for the purpose of disallowance of a deductible expenditure under section 23 of the Micro, Small and Medium Enterprises Development Act, 2006.	-	-

Outstanding for following periods from due date of payment as at 31-03-2025

Particulars	Less than 1 year	1-2 years	2-3 years	More than 3 years	Total
(i) MSME	10.00	-	-	-	10.00
(ii) Others	782.71	0.10	35.55	0.17	818.52
(iii) Disputed dues - MSME	-	-	-	-	-
(iv) Disputed dues - Others	-	-	-	-	-
Total	792.71	0.10	35.55	0.17	828.53

Outstanding for following periods from due date of payment as at 31-03-2024

Particulars	Less than 1 year	1-2 years	2-3 years	More than 3 years	Total
(i) MSME	10.91	-	-	-	10.91
(ii) Others	505.56	43.12	4.50	-	553.18
(iii) Disputed dues - MSME	-	-	-	-	-
(iv) Disputed dues - Others	-	-	-	-	-
Total	516.47	43.12	4.50	-	564.09

The above disclosures are provided by the Company based on the information available with the Company in respect of the registration status of its vendors/suppliers.

21 Other Financial Liabilities (Current)
Financial Liabilities carried at Amortised Cost



Trade/ security deposits from vendors
Employee benefits payable
Total

	5.24	90.92
	150.40	124.74
Total	155.64	215.66

22 Other current liabilities (Current)

Advance from customers
Statutory dues payable
Other Payables
Provision for Expenses
Total



	25.59	6.03
	49.70	33.76
	-	-
	319.48	230.38
Total	394.76	270.17



Brillare Science Limited

Notes to Ind AS financial statements for the year ended March 31, 2025
All amounts are in Rs Lacs unless otherwise stated



	Year ended March 31, 2025	Year ended March 31, 2024
23 Revenue from operations		
Sale of Product	5,215.59	3,573.90
Less: Discounts & Cashbacks	325.75	186.99
Total	4,889.84	3,386.90
24 Other income		
Income from Non-current Investment :	-	-
On NVNM fixed Deposit	0.04	1.95
On KMBL fixed Deposit	0.34	-
ON IT Refund	0.75	0.75
Dividend Income	3.60	3.60
Rental Income	(0.48)	(0.75)
Profit/(Loss) on sale of Property, Plant and Equipment	7.13	-
Miscellaneous Income	11.37	5.55
Total	11.37	5.55
25 Purchases of stock-in-trade		
Finished Goods	2,051.33	1,363.05
Total	2,051.33	1,363.05
26 Changes in inventories of stock in trade		
Inventories at the beginning of the year		
Finished Goods	249.06	193.92
Raw Materials & Packing Materials	52.95	59.10
	302.01	253.03
Inventories at the end of the year		
Finished Goods	307.12	249.06
Raw Materials & Packing Materials	22.13	52.95
	329.25	302.01
Total	-27.23	(48.99)
27 Employee benefits expense		
Salaries, Wages and allowances	1,411.99	858.02
Contribution to provident and other fund	25.13	14.06
Staff welfare expenses	9.47	6.43
Total	1,446.59	878.51



Brillare Science Limited

Notes to Ind AS financial statements for the year ended March 31, 2025
All amounts are in Rs Lacs unless otherwise stated


	Year ended March 31, 2025	Year ended March 31, 2024
28 Finance costs		
Interest Expenses	110.31	93.26
Interest on lease liabilities	28.30	29.65
Other Borrowing Cost	1.45	0.93
Total	140.06696	123.85
29 Other expenses		
Advertisement Expenses	165.38	151.04
C & F Commission	0.80	18.00
Commission on payment gateway	8.64	7.12
Distribution Expenses	0.35	6.75
Freight and forwarding expenses	319.56	193.68
General Expenses	20.51	17.94
Insurance	1.31	1.54
Legal and professional fees	568.35	162.68
Market Place Commission	124.64	25.63
Miscellaneous expenses	37.38	31.20
Auditors' Remuneration (refer note below)	2.00	2.00
Postage and Courier Charges	0.81	1.16
Power and fuel	8.07	7.34
Printing and Stationery Charges	1.48	1.61
Rates & Taxes	8.03	3.86
Rent	52.50	63.16
Repairs and Maintenance Charges	1.79	0.82
Research & Development Charges	19.71	19.55
Sales Promotion Expenses	1,655.42	1,217.45
Bad debts	0.11	5.65
Provision for Bad Debts	-	9.13
Telephones & Internet Charges	2.13	2.20
Travelling & Conveyance Expenses	84.10	51.46
Total	3,083.06876	2,000.97
Note		
Payment to auditors:		
Statutory audit fee	2.00	2.00
Total	2.00	2.00



Brillare Science Limited

Notes to Ind AS financial statements for the year ended March 31, 2025
All amounts are in Rs Lacs unless otherwise stated

	Year ended March 31, 2025	Year ended March 31, 2024
30 Income taxes		
30.1 Income tax recognised in profit and loss		
Current tax:		
Current tax on profit for the year	-	-
Total current tax	-	-
Deferred tax:		
Origination and reversal of temporary differences	(5.90)	0.23
Total deferred tax	(5.90)	0.23
Total tax expense recognised in statement of profit and loss	(5.90)	0.23
30.2 Income tax recognised in other comprehensive income		
Items that will not be reclassified to profit or loss		
-Remeasurement of defined benefit plan	(2.53)	(0.08)
Total income tax expense recognised in other comprehensive income	(2.53)	(0.08)
	As at Mar 31, 2025	As at Mar 31, 2024
31 Contingent Liabilities		
Claims against the Company not acknowledged as debt	-	-



Note 32: Employee Benefits**a Defined contribution plan**

Contribution of Defined Contributions Plans, recognised and Charged during the year as under:

S. No. Particulars	Year ended March 31, 2025	Year ended March 31, 2024
i. Employers Contribution to Provident Fund	24.91	13.80
ii. Employers Contribution to Employee's State Insurance Scheme	0.22	0.26

b. Defined benefit plan – Gratuity plan

The Company has a defined benefit gratuity plan. Every employee who has completed five years or more of service gets a gratuity on departure at 15 days salary (last drawn basic salary) for each completed year of service. The Company has not funded the scheme.

i) Risks associated with Plan Provisions

Risks associated with the plan provisions are actuarial risks. These risks are:- (i) Investment risk, (ii) Liquidity risk, (iii) Market risk and (iv) Legislative risk.

Investment risk	For funded plans that rely on Insurers for managing the assets, the value of assets certified by the insurer may not be the fair value of Instruments backing the liability. In such cases, the present value of the assets is independent of the future discount rate. This can result in wide fluctuations in the net liability or the funded status if there are significant changes in the discount rate during the inter-valuation period.
Liquidity Risk	Employees with high salaries and long durations or those higher in hierarchy, accumulate significant level of benefits. If some of such employees resign /retire from the company there can be strain on the cashflows.
Market Risk	Market risk is a collective term for risks that are related to the changes and fluctuations of the financial markets. One actuarial assumption that has a material effect is the discount rate. The discount rate reflects the time value of money. An increase in discount rate leads to decrease in Defined Benefit Obligation of the plan benefits & viceversa. This assumption depends on the yields on the corporate/government bonds and hence the valuation of liability is exposed to fluctuations in the yields as at the valuation date.
Legislative Risk	Legislative risk is the risk of increase in the plan liabilities or reduction in the plan assets due to change in the legislation/ regulation. The government may amend the Payment of Gratuity Act thus requiring the companies to pay higher benefits to the employees. This will directly affect the present value of the Defined Benefit Obligation and the same will have to be recognized immediately in the year when any such amendment is effective.

The most recent actuarial valuation of the present value of the defined benefit obligation were carried out as at 31 March, 2024. The present value of defined benefit obligation, and the related current service cost and past service cost, were measured using the projected unit credit method.

ii) Principal actuarial assumptions:

Principal actuarial assumption used to determine the present value of the benefit obligation are as follows:

S. No.	Particulars	See note below	Gratuity	
			As at Mar 31, 2025	As at Mar 31, 2024
i.	Discount rate (p.a.)	1	6.85%	7.21%
ii.	Salary escalation rate (p.a.)	2	10.00%	10.00%

Notes

- The discount rate is based on the prevailing market yields of Indian Government securities as at the balance sheet date for the estimated term of obligations.
- The estimates of future salary increases considered takes into account the inflation, seniority, promotion and other relevant factors.



iii) Demographic assumptions:

Retirement age
Mortality rate

Average Outstanding service of Employee upto retirement
No of Employees

	As at Mar 31, 2025	As at Mar 31, 2024
Retirement age	60 years	60 years
Mortality rate	(100% of IALM 12-14)	(100% of IALM 12-14)
Average Outstanding service of Employee upto retirement	26.43	26.2
No of Employees	148	124

The following tables set out the funded status of the gratuity plan and amounts recognised in the Company's financial statements:



a. Amounts recognised in the Statement of Profit and Loss in respect of these defined benefits plans are as follows:

S. No.	Particulars	Gratuity	
		Year ended March 31, 2025	Year ended March 31, 2024
i.	Current service cost	20.93	12.77
ii.	Net interest expenses	2.25	1.31
iii.	Past Service Cost	-	-
	Components of defined benefit costs recognised in Statement of Profit or Loss	23.18	14.08

b. Remeasurement on the net defined benefit

S. No.	Particulars	Gratuity	
		Year ended March 31, 2025	Year ended March 31, 2024
i.	Actuarial (gains)/losses due to change in demographic assumptions	-	-
ii.	Actuarial (gains)/losses due to change in financial assumptions	2.26	1.39
iii.	Actuarial (gains)/losses due to change in experience variance	(12.01)	(1.68)
iv.	Actuarial (gains)/losses due to change in plan assets	-	-
	Component of defined benefit costs recognised in Other Comprehensive	(9.75)	(0.29)

The current service cost and the net interest expense for the year are included in the 'Employee benefits expense' in the Statement of Profit and Loss.



The remeasurement of the net defined benefit liability is included in the Other Comprehensive Income.

c. The amount included in the Balance Sheet arising from the entity's obligation in respect of its defined benefits plans as follows:

S. No.	Particulars	As at Mar 31, 2025	As at Mar 31, 2024
i.	Present value of defined benefit obligation	42.07	31.51
	Less : Fair value of plan assets	-	-
	Funded status surplus/(deficit)	(42.07)	(31.51)

d. Movement in the fair value of the defined benefit obligation:

Particulars	Gratuity	
	Year ended March 31, 2025	Year ended March 31, 2024
Opening defined benefit	31.51	17.72
Current service cost	20.93	12.77
Past service cost	-	-
Interest cost	2.25	1.31
Financial Assumption	2.26	-
Experience variance	(12.01)	(0.29)
Actuarial (gain)/loss on	-	-
Benefits Paid	(2.87)	-
Closing defined benefit obligations	42.07	31.51



e. Sensitivity Analysis

Significant actuarial assumptions for the determination of the defined benefit obligation are discount rate and expected salary increase. The sensitivity analyses below have been determined based on reasonably possible changes of the assumptions occurring at the end of the reporting period, while holding all other assumptions constant.

Particulars (Gratuity)	Year ended March 31, 2025		Year ended March 31, 2024	
	Decrease	Increase	Decrease	Increase
Discount Rate (-/+0.5%) (% change compared to base due to sensitivity)	8.15	(7.36)	8.24	(7.43)
Salary Growth Rate (-/+0.5%) (% change compared to base due to sensitivity)	(2.92)	3.35	(3.82)	3.16



The sensitivity analysis presented above may not be representative of the actual change in the defined benefit obligation as it is unlikely that the change in assumptions would occur in isolation of one another as some of the assumptions may be correlated.

Furthermore, in presenting the above sensitivity analysis, the present value of the defined benefit obligation has been calculated using the projected unit credit method at the end of the reporting period, which is the same as that applied in calculating the defined benefit liability recognised in the Balance sheet.

There was no change in the methods and assumptions used in preparing the sensitivity analysis from prior years.

f. The expected maturity analysis of defined benefit obligation is as follows:

Expected cash flows over the next	Amount
First year	0.58
Second year	0.60
Third year	0.97
Fourth year	1.22
Fifth year	1.73
Sixth year to Tenth Year	10.63



Brillare Science Limited

Notes to Ind AS financial statements for the year ended March 31, 2025
All amounts are in Rs Lacs unless otherwise stated

33 Segment information

- A. Basis for segmentation
The Company operates in single business segment i.e. Cosmetics Products which is considered to be the only Reportable segment in terms of Ind AS 108.
- B. Geographic Information
The Company operates only in India & Nepal and does not have any other separate identifiable geographic segment. Total sales outside India is 3,81,36,427/- & within India is 45,08,47,593/-
- C. Major customer
One (P.Y. One) single customer accounted for 7% or more of the Company's revenue for the year ended March 31, 2025.

34 Related Party Disclosures (Ind AS 24)

A. List of Related Parties where Control Exists

Holding Company

Emami Limited

Fellow Subsidiary

Hellos Lifestyle Private Limited

Fellow Associate

Cannis Lupus Services India Private Limited


Key management personnel (KMP)

Mr. Jigar H Patel	Director
Mr. Naresh H Bhansali	Director
Mr. Giriraj Bagri	Director
Mr. Dhananjay Wanare	Chief Operating Officer
Mr. Pavan Harwani	Chief Financial Officer

Others

Enterprises where the KMP's & their Relatives have significant influence with whom transactions have taken place during the year

Cosmetic Concept Research Private Limited
Orbit Lifescience Private Limited





Brillare Science Limited

Notes to Ind AS financial statements for the year ended March 31, 2025
All amounts are in Rs Lacs unless otherwise stated

B. Transactions during the year

Particulars	Total	
	Year ended March 31, 2025	Year ended March 31, 2024
a. Sale of products		
i) Cosmetic Concept Research Private Limited		
Sales of Goods	0.32	0.13
Other Income	3.60	3.60
ii) Helios Lifestyle Private Limited		
Sales of Goods	14.20	0.79
iii) Cannis Lupus Services India Private Limited		
Sales of Goods	0.20	-
iv) Emami Limited		
Sales of Goods	0.78	-
Total	19.09	4.52
b. Remuneration paid		
Jigar Patel	49.92	30.00
Beena Patel	17.00	12.00
Vaishali Patel	17.00	12.00
Dhananjay Wanare	53.38	34.60
Pavan Hirwani	13.70	-
Total	83.92	54.00
c. Purchase of products		
Orbit Lifescience Private Limited	-	6.78
Total	-	6.78
d. Interest Paid		
Emami Limited	82.94	71.20
Total	82.94	71.20
e. Issue of Equity Share Capital		
Equity shares issued to Emami Limited	1,497.00	672.29
Total	1,497.00	672.29
f. Share Premium Received		
On Equity Shares issued to Emami Limited	-	1.98
Total	-	1.98
g.(1) Convertible Loan Taken		
Emami Limited		942.90
g.(2) Unsecured Loan Taken		
Emami Limited		
Jigar H Patel		
Total		




Brillare Science Limited

Notes to Ind AS financial statements for the year ended March 31, 2025
All amounts are in Rs Lacs unless otherwise stated

C. Balances outstanding at the year end

Particulars	Total	
	As at Mar 31, 2025	As at Mar 31, 2024
a. Trade Receivables		
Cosmetic concept Private Limited	-	1.76
Helios Lifestyle Private Limited	16.11	0.93
Emami Limited	0.92	
	17.03	2.70
b. Unsecured Loan		
Emami Limited	618.56	-
Jigar H Patel	30.39	
	648.95	-
c. Unpaid Remuneration		
Jigar Patel	-	22.64
Beena Patel	19.47	17.67
Vaishali Patel	14.01	9.21
	-	-
	33.48	49.52



b) Interest rate risk

The exposure of the Company's financial assets to Interest rate risk is as follows:

	As at	Total	Floating rate financial asset	Fixed rate financial asset	Non-interest bearing financial asset
Financials assets	March 31, 2025	1,157.80	-	-	1,157.80
Financials assets	March 31, 2024	934.42	-	-	934.42

The exposure of the Company's financial liabilities to Interest rate risk is as follows:

	As at	Total	Floating rate financial liabilities	Fixed rate financial liabilities	Non-interest bearing financial liabilities
Financial liabilities	March 31, 2025	2,771.79	-	1,479.66	1,292.13
Financial liabilities	March 31, 2024	1,300.34	-	238.05	1,062.29

c) Credit risk

Credit risk refers to the risk that counterparty will default on its contractual obligations resulting in financial loss to the Company. The Company has adopted a policy of only dealing with creditworthy counterparties and obtaining sufficient collateral, where appropriate, as a means of mitigating the risk of financial loss from defaults. The Company regularly monitors its counterparty limits by reviewing the outstanding balance and ageing of the same.

Possible credit risk

Credit risk related to trade receivables

Credit risk management



Credit risk is the risk of financial loss to the Company if a customer or counterparty to a financial instrument fails to meet its contractual obligations, and arises principally from the Company's receivables from customers and investment securities. Credit risk is managed through credit approvals, establishment of credit limits, and continuous monitoring of the creditworthiness of customers to whom the Company extends credit in the normal course of business. The Company maintains an allowance for doubtful debts and impairment, representing its best estimate of incurred losses in respect of trade and other receivables and investments.

Trade receivables are generally diversified across a broad customer base, minimizing the overall concentration of credit risk. However, as of the reporting date, one customer accounted for more than 10% of the total trade receivables, representing a concentration of credit exposure. The Company actively monitors the financial health and payment behavior of this customer and believes the associated credit risk remains manageable based on historical payment patterns and ongoing business engagement.

Receivables are deemed to be past due or impaired with reference to the Company's normal terms and conditions of business. These terms and conditions are determined on a case to case basis with reference to the customer's credit quality and prevailing market conditions. Receivables that are classified as 'past due' in the above tables are those that have not been settled within the terms and conditions that have been agreed with that customer.

Credit risk related to bank balances

Company holds bank balances with reputed and creditworthy banking Institution within the approved exposures limit of each bank. None of the Company's cash equivalents, including time deposits with banks, are past due or impaired.



Fair value hierarchy**Fair value of the financial assets and liabilities that are not measured at fair value**

The management considers that the carrying amounts of financial assets and financial liabilities recognised in the financial statement approximates their fair values.

Risk management objectives**Risk management framework**

The Company has exposure to the following risks arising from financial instruments:

- Liquidity risk;
- Interest rate risk; and
- Credit risk

The Company's board of directors has overall responsibility for the establishment and oversight of the Company's risk management framework.

The Company's risk management policies are established to identify and analyse the risks faced by the Company, to set appropriate risk limits and controls and to monitor risks and adherence to limits. Risk management policies and systems are reviewed periodically to reflect changes in market conditions and the Company's activities. The Company, through its training, standards and procedures, aims to maintain a disciplined and constructive control environment in which all employees understand their roles and obligations.



The audit committee oversees how management monitors compliance with the company's risk management policies and procedures, and reviews the adequacy of the risk management framework in relation to the risks faced by the Company. The audit committee is assisted in its oversight role by Internal audit. Internal audit undertakes both regular and ad hoc reviews of risk management controls and procedures, the results of which are reported to the audit committee.

a) Liquidity

The Company requires funds both for short-term operational needs as well as for long-term investment programme mainly in growth projects. The Holding Company is willing to provide immediate financial support to the Company in case of shortfall of cash and cash equivalents. The figures reflect the contractual undiscounted cash obligation of the Company.

Financial liabilities	As at March 31, 2025		
	Less than 1 year	More than 1 year	Total
Borrowings	1,479.66	-	1,479.66
Total	39.93	268.02	307.96
Trade payables	828.53	-	828.53
Other financial liabilities	155.64	-	155.64
Total	2,503.77	268.02	2,771.79

Financial liabilities	As at March 31, 2024		
	Less than 1 year	More than 1 year	Total
Borrowings	238.05	-	238.05
Lease liabilities	33.89	248.65	282.54
Trade payables	564.09	-	564.09
Other financial liabilities	215.66	-	215.66
Total	1,051.69	248.65	1,300.34



35 Capital Management

The Company's objectives when managing capital is to safeguard continuity, maintain a strong credit rating and healthy capital ratios in order to support its business and provide adequate return to shareholders through continuing growth. The Company's overall strategy remains unchanged from previous year.

The Company sets the amount of capital required on the basis of annual business and long-term operating plans which include capital and other strategic investments. The funding requirements are met through a mixture of equity, internal fund generation and other non-current borrowings. The Company's policy is to use current and non-current borrowings to meet anticipated funding requirements.

The following table summarizes the capital structure of the Company:

	As at March 31, 2025	As at March 31, 2024
Cash and cash equivalents (Note 11)	11.22	25.39
Total Cash (a)	11.22	25.39
CC Limit With Bank (against Collateral Securities)	830.70	238.05
Loans from Holding Company	618.56	-
Loans from other related party	30.39	-
Total debt (b)	1,479.66	238.05
Net debt (c = (b-a))	1,468.44	212.66
Total equity (see Statement of changes in Equity)	(939.04)	376.13
Net debt to equity ratio	(1.56)	0.57

36 Financial Instruments**Financial risk management objective and policies**



This section gives an overview of the significance of financial instruments for the Company and provides additional information on the balance sheet. Details of significant accounting policies, including the criteria for recognition, the basis of measurement and the basis on which income and expenses are recognised, in respect of each class of financial asset, financial liability and equity instrument are disclosed in Note 2.

Financial assets and liabilities:

The accounting classification of each category of financial instruments, and their carrying amounts, are set out below:

As at Mar 31, 2025	FVTPL	FVTOCI	Amortised Cost	Total carrying value	Total fair value
Financial assets					
Investment*	-	-	1,105.45	1,105.45	1,105.45
Trade receivables	-	-	11.22	11.22	11.22
Cash and cash equivalents	-	-	41.14	41.14	41.14
Other financial assets	-	-	-	-	-
Total	-	-	1,157.80	1,157.80	1,157.80
Financial liabilities					
Borrowings	-	-	1,479.66	1,479.66	1,479.66
Trade payables	-	-	828.53	828.53	828.53
Lease liabilities	-	-	307.96	307.96	307.96
Other financial liabilities	-	-	155.64	155.64	155.64
Total	-	-	2,771.79	2,771.79	2,771.79
As at Mar 31, 2024	FVTPL	FVTOCI	Amortised Cost	Total carrying value	Total fair value
Financial assets					
Investment*	-	-	9.43	9.43	9.43
Trade receivables	-	-	852.31	852.31	852.31
Cash and cash equivalents	-	-	25.39	25.39	25.39
Other financial assets	-	-	47.30	47.30	47.30
Total	-	-	934.42	934.42	934.42
Financial liabilities					
Borrowings	-	-	238.05	238.05	238.05
Trade payables	-	-	564.09	564.09	564.09
Lease liabilities	-	-	282.54	282.54	282.54
Other financial liabilities	-	-	215.66	215.66	215.66
Total	-	-	1,300.34	1,300.34	1,300.34

* Investment in Shares of Co-operative Bank is carried at Cost



Brillare Science Limited

Notes to Ind AS financial statements for the year ended March 31, 2025
All amounts are in Rs Lacs unless otherwise stated

37 Earnings per equity shares

Basic earnings per equity share has been computed by dividing net profit/(loss) after tax by the weighted average number of equity shares outstanding for the year. Diluted earnings per equity share has been computed using the weighted average number of equity shares and dilutive potential equity shares outstanding during the year.

		Year ended March 31, 2025	Year ended March 31, 2024
Net loss after tax attributable to Equity Shareholders	(INR)	(1,876.47)	(1,012.35)
Number of Shares considered as weighted average shares for calculation of Basic Earnings Per Share	Numbers	1,77,24,719	68,58,853
Number of Shares considered as weighted average shares for calculation of Diluted Earnings Per Share	Numbers	1,77,24,719	68,58,853
Nominal value of equity shares	INR	10	10
Basic earnings per share	INR	(10.59)	(14.76)
Diluted earnings per share	INR	(10.59)	(14.76)

38 Going Concern



During the year, the Company has incurred a net loss of Rs 1876.47 lakhs resulting into accumulated losses of Rs 6939.28 lakhs and further erosion of its net worth as at 31st March 2025. These conditions may cast significant doubt on the Company's ability to continue as going concern. The Holding Company is willing to provide immediate financial support to the Company and accordingly financials have been prepared on the going concern assumptions.

39 Balances of some parties (including of Trade receivables and Trade payables) and loans and advances are subject to reconciliation/ confirmations from the respective parties. The management does not expect any material differences affecting the financial statement for the year.

40 Key ratio of the company are as under:

Particulars	Year ended March 31, 2025	Year ended March 31, 2024	% Change from 31st March 2024 to 31st March 2025	Reasons for the variance more than 25% in the ratios:
a. Current Ratio	0.61	1.13	-45.97%	Increase in Loss
b. Debt-Equity Ratio	(1.58)	0.63	-348.97%	Increase in Loss
c. Debt Service Coverage Ratio	(1.12)	(3.37)	-66.81%	Increase in Loss & Debt
d. Return on Equity Ratio *	0.00%	0.00%	0.00%	-
e. Inventory turnover ratio	6.70	5.03	33.05%	Increase in COGS
f. Trade Receivables turnover ratio	5.00	5.24	-4.63%	-
g. Trade payables turnover ratio	2.95	3.18	-7.27%	-
h. Net capital turnover ratio	(4.33)	19.65	-122.04%	Negative working capital
i. Net profit ratio	0.38	-29.89%	28.39%	-
j. Return on Capital employed	0.00%	0.00%	0.00%	-
k. Return on Investment	0.12	28.67%	-58.79%	Sale of Investment

* Return on equity is not calculated due to Negative Networth of the company.



Brillare Science Limited

Notes to Ind AS financial statements for the year ended March 31, 2025
All amounts are in Rs Lacs unless otherwise stated

- 41 The Company has submitted periodic statements relating to inventory and trade receivables to the Bank, in accordance with the terms of the sanctioned working capital facilities. There are no material discrepancies between the statements submitted and the books of accounts for the respective periods
- 42 During the year, the Company was converted from a private limited company to a public limited company pursuant to approval granted by the Registrar of Companies. Accordingly, the name of the company has changed from Brillare Science Private Limited to Brillare Science Limited with effect from 6th January, 2025.
- 43 Previous year's figures have been rearranges or regrouped wherever necessary.

For S K AGRAWAL AND CO
CHARTERED ACCOUNTANTS LLP
Chartered Accountants
Firm Registration No.-306033E/E300272

Hemant Kumar Lakhota
(Partner)
Membership No. 068851
Place : Kolkata
Date : 14 May 2025

For and on behalf of the Board of Directors

Mr. Jigar H. Patel
Director
DIN : 02038454

Mr. Naresh H Bhansali
Director
DIN : 00793959

Mr. Pavan Harwani
Chief Financial Officer

